

One-touch Fittings

Applicable Tube – Metric Size Connection Thread – M, R(PT), Rc(PT)

Series KQ2

How to Order

KQ 2 H 06 01 S

One-touch Fitting

Color

Symbol	Body	Release button
2	White	Light gray
—	Black	Blue

Applicable tube O.D.

23	ø3.2
04	ø4
06	ø6
08	ø8
10	ø10
12	ø12
16	ø16

Port size/Applicable tube O.D.

Thread	Port size/Applicable tube O.D.	
		Tube (Rod)
M5	M5 X 0.8	
M6	M6 X 1.0	
01	R(PT)1/8, Rc(PT)1/8	
02	R(PT)1/4, Rc(PT)1/4	
03	R(PT)3/8, Rc(PT)3/8	
04	R(PT)1/2, Rc(PT)1/2	
00	Same dia. tube	
04	ø4	
06	ø6	
08	ø8	
10	ø10	
12	ø12	
16	ø16	
99	Same dia. rod	

Model

H	Male connector	T	Male branch tee	
	Straight union		Union tee	
	Different dia. straight		Different dia. tee*	
S	Hexagon socket head male connector	TW	Cross*	
F	Female connector	TX	Different dia. cross*	
L	Male elbow	TY	Different dia. cross*	
	Union elbow	Y	Male run tee	
	Plug-in elbow	D	Male delta	
	Reducer elbow		Delta union	
LU	Male branch connector	U	Branch "Y"	
	Branch union elbow		Union "Y"	
K	45° male elbow			Different dia. union "Y"
V	Universal male elbow			Plug-in "Y"
VS	Hex. socket head universal male elbow	UD	Delta branch	
VF	Universal female elbow		Different dia. double union "Y"	
LF	Female elbow	XD	Double plug-in "Y"	
VD	Double universal male elbow	X	Different dia. plug-in "Y"	
VT	Triple universal male elbow	R	Plug-in reducer	
Z	Branch universal male elbow	E	Bulkhead union	
ZF	Branch universal female elbow		Bulkhead connector	
ZD	Double branch universal male elbow	LE	Bulkhead male elbow	
ZT	Triple branch universal male elbow			
W	Extended plug-in elbow			
	Extended male elbow			

• With sealant

—	Without sealant
S	Sealant

Note) Port size of with sealant style: Only R(PT) 1/8, R(PT) 1/4, R(PT) 3/8, R(PT) 1/2

Accessory

—	Name
	Nipple
KQ2N	Different dia. nipple
	Adapter
KQ2C	Tube cap
KQ2C	Color cap
KQ2P	Plug (White)
KQP	Plug (Blue)

* Applicable to KQ2 (white body) only.
 Note) KQT06-04, KQT08-06, KQT10-08, and KQT12-10 are available as made to order.

Series KQ2: White body
Series KQ : Black body

Guide

Collet

Chuck

Accepts nylon, and urethane tubes.
Has large retaining force.

Packing

Can be used for a wide range of pressures from a low vacuum up to a pressure of 1.0MPa

The use of a special profile ensures sealing and reduces resistance when the tube is inserted.

Thread

M, R(PT), Rc(PT)

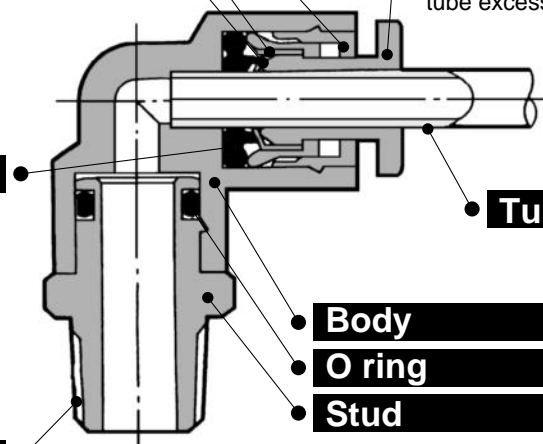
Release button

Series KQ2: Light gray

Series KQ : Blue

Small disconnecting force.

When the fitting is removed from the tubing, the chuck and collet are released, thus preventing them from biting into the tube excessively.



Tube

Body

O ring

Stud

Effective when piping in a confined space.

The body and threaded portion can turn independently.

PAT.

One-touch IN/OUT connection.

Possible to use in vacuum to -100KPa.

●Applications for metric size tube

●Applicable tube material

Nylon, soft nylon, polyurethane



Applicable Tubing

Tube material	Nylon, Soft nylon, Polyurethane
Tube O. D.	ø3.2, ø4, ø6, ø8, ø10, ø12, ø16

Color

Series	Body	Release button
Series KQ2	White	Light gray
Series KQ	Black	Blue

Specifications

Operating fluid		Air, Water (1)
Max. operating pressure		1.0MPa
Operating vacuum pressure		-100kPa
Proof pressure		3.0MPa
Ambient and fluid temperature		-5 to 60°C (Water: 0 to 40°C)
Thread	Thread portion	JIS B0203 (Taper pipe thread) JIS B0209 Class 2 (Metric coarse thread)
	Nut	JIS B0211 Class 2 (Metric fine thread)
Sealant (Thread portion)		With sealant or none

Note1) Applicable for general industry water.
Consult SMC if using for other fluids.
Surge pressure must be under the max. operating pressure.

Component Materials




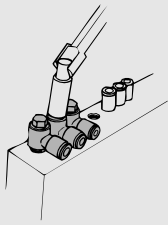

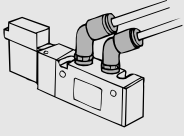

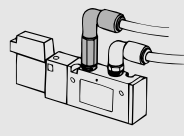

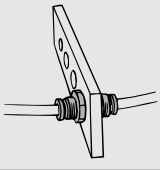

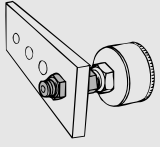



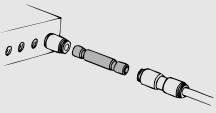















Body	C3604BD, PBT, PP
Stud	C3604BD (Thread portion)
Chuck	Stainless steel (SUS304)
Guide	SUS304, C3604BD, Polyacetal (POM)
Collet, Release button	Polyacetal (POM)
Packing, O ring	NBR
Gasket	SUS304, NBR

- K
- M
- H
- D
- MS
- T



P.2.1-29

Series KQ2

Model	
Hex. socket head male connector KQ2S P.2.1-13 	 <p>Internal hex. allows thread connection by using an Allen wrench for confined spaces.</p>
Universal male elbow KQ2V P.2.1-16 	 <p>Universal male elbow allows thread connection by using a socket wrench for confined spaces.</p>
45° male elbow KQ2K P.2.1-15 	 <p>Used in applications where a 45° elbow or male connector stresses the tubing.</p>
Extended male elbow KQ2W P.2.1-21 	 <p>For when the elbow extends over a standard elbow for easier of connection/disconnection of tubing.</p>
Bulkhead union KQ2E P.2.1-27 	 <p>Used for junction connection of two tubes for installation of a panel.</p>
Bulkhead connector KQ2E P.2.1-27 	 <p>Used for transit connection of a tube and a male screw for installation of a panel.</p>
Nipple KQ2N P.2.1-28 	 <p>Used for connection of two One-touch fittings.</p>
Reducer nipple KQ2N P.2.1-28 	 <p>Used for connection of two One-touch fittings that are different tube O.D.s.</p>
Male connector KQ2H P.2.1-13 	<p>Used to pipe in the same direction from female threaded portion. Most common style.</p>
Male elbow KQ2L P.2.1-14 	<p>Used to pipe in right angle to female threaded portion. Most common style.</p>
Male branch tee KQ2T P.2.1-21 	<p>Used to branch line from female thread in both 90° directions.</p>
Female connector KQ2F P.2.1-13 	<p>Used to pipe from the male threaded portion such as pressure gauge.</p>
Union elbow KQ2L P.2.1-19 	<p>Used to connect tubes at right angles.</p>
Union tee KQ2T P.2.1-22 	<p>Used to connect tubes in both 90° directions.</p>
Straight union KQ2H P.2.1-14 	<p>Used to connect tubes in the same direction.</p>
Plug-in elbow KQ2L P.2.1-20 	<p>Used to change by 90° in a tube fetching direction from One-touch fittings.</p>
Different dia. tee KQ2T P.2.1-22 	<p>Used to connect tubes with size down in both 90° directions.</p>
Different dia. straight KQ2H P.2.1-14 	<p>Used to connect different size tubes.</p>
Reducer elbow KQ2L P.2.1-20 	<p>Used to change by 90° in tube fetching direction from One-touch fittings and to size down.</p>
Different dia. tee KQ2T P.2.1-22 	<p>Used to branch from in the same direction from thread and in 90° directions.</p>
Cross KQ2TW P.2.1-22 	<p>Used for four branch connections of tubes.</p>
Different dia. cross KQ2TX P.2.1-22 	<p>Used to connect tubes with size down in all 90° directions.</p>
Different dia. cross KQ2TY P.2.1-23 	<p>Used to branch connection of tubes with size down in three directions.</p>

Hex. socket head universal male elbow

KQ2VS P.2.1-16



Hex. on the top allows thread connection by using an Allen wrench for confined spaces.

Male branch connector

KQ2LU P.2.1-15



Used for connection at right angles from the female thread.

Universal female elbow

KQ2VF P.2.1-17



Used for the same direction or at right angles from the male or female thread. Multiplex connections possible.

Female elbow

KQ2LF P.2.1-17



Used to pipe the tube at right angles from the male elbow.

Double universal male elbow

KQ2VD P.2.1-17



Used for branch piping at right angles from the female thread. Two individual parts rotate 360°.

Triple universal male elbow

KQ2VT P.2.1-18



Used for branch piping at the right angles from the female thread. Three individual parts rotate 360°.

Branch universal male elbow

KQ2Z P.2.1-18



Hexagonal head allows thread connection by using a box wrench. Used for branch connection.

Branch universal female elbow

KQ2ZF P.2.1-18



Used for branch line in the same direction or at right angles from the male or female thread. Multiplex connection possible.

Double branch universal male elbow

KQ2ZD P.2.1-19



Used for four branch connections at right angles from the female thread. Two individual parts rotate 360°.

Male run tee

KQ2Y P.2.1-23



Used for a branch line in the same direction from female thread and in 90° directions.

Triple branch universal male elbow

KQ2ZT P.2.1-19



Used for six branches at right angles from the female thread. Three individual parts rotate 360°.

Branch union elbow

KQ2LU P.2.1-20



Used for connection of tubes at right angles.

Extended plug-in elbow

KQ2W P.2.1-20



When the elbow extends over a standard elbow for ease of connection/disconnection of tubing.

Male delta union

KQ2D P.2.1-24



Used for two branch piping at right angles from the female thread.

Delta union

KQ2D P.2.1-24



Used for three branch connections of tubes at right angles.

Delta branch

KQ2UD P.2.1-25



Used for four branch piping in the same direction from the female thread.

Different dia. double union "Y"

KQ2UD P.2.1-25



Used for four branch connections in the same direction reducing the size of the tubes.

Different dia. plug-in "Y"

KQ2X P.2.1-26



Used for branch connections from the fitting reducing the size of tubes.

Double plug-in "Y"

KQ2XD P.2.1-26



Used for four branch connections from the fitting reducing the size of tube.

Union "Y"

KQ2U P.2.1-25



Used to connect tubes in the same direction.

Different dia. union "Y"

KQ2U P.2.1-25



Used to connect tubes with size down in the same direction.

Plug-in "Y"

KQ2U P.2.1-26



Used to branch tubing in the same direction from One-touch fittings.

Branch "Y"

KQ2U P.2.1-24



Used to branch line in the same direction from female thread.

Plug-in reducer

KQ2R P.2.1-27



Used to change size of One-touch fittings.

Bulkhead male elbow

KQ2LE P.2.1-27



Used to connect two tubes through a panel changing by 90° in a tube fetching direction.

Adaptor

KQ2N P.2.1-28



Used to connect the fitting and R (PT) female thread.

Tube cap

KQ2C P.2.1-28



Used to plug the unused tube.

Color cap

KQ2C P.2.1-28



Mounted on the release button corresponding to its applications. Distinguished by color.

Plug

KQ2P, KQP P.2.1-28



Used to shut unused One-touch fittings. KQP (Blue) KQ2P (White)



Series KQ2

Male connector: KQ2H



<M5, M6>

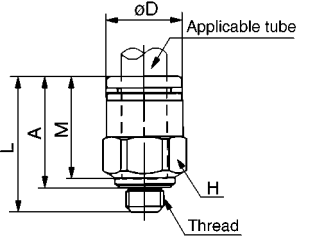


<R(PT)>

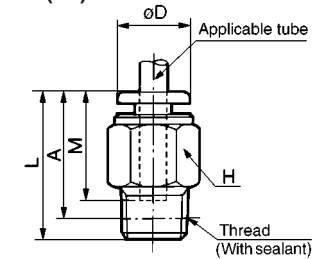


Tube O.D. (mm)	Thread R(PT)	Part No.	H (Hex.)	øD ⁽¹⁾	L	A*	M	Effective ⁽²⁾ area (mm ²)		Weight (g)
								Nylon	Urethane	
3.2	M5 X 0.8	KQ2H23-M5	7	7	16.7	13.6	12.7	3	2.5	2.1
	1/8	KQ2H23-01S	10	—	22	18	15.5	3.4	2.9	9
	1/4	KQ2H23-02S	14	—	19.5	13.5				16
4	M5 X 0.8	KQ2H04-M5	8	8	17	13.9	12.7	4	4	2.4
	M6 X 1.0	KQ2H04-M6	8	—	18	—	16	5.6	4	2.5
	1/8	KQ2H04-01S	10	—	22	18				9
1/4	KQ2H04-02S	14	—	19.5	13.5	16				
6	M5 X 0.8	KQ2H06-M5	10	10	17.8	14.7	13.5	4	4	3.3
	M6 X 1.0	KQ2H06-M6	10	—	19	14.9				3.4
	1/8	KQ2H06-01S	12	—	22.5	18.5	17	13.1	10.4	16
1/4	KQ2H06-02S	14	—	23	17	14				
3/8	KQ2H06-03S	17	—	22	15.5	27				
8	1/8	KQ2H08-01S	14	—	28	24	18.5	26.1	18.0	21
	1/4	KQ2H08-02S	14	—	26.5	20.5				19
	3/8	KQ2H08-03S	17	—	22	15.5				26
10	1/8	KQ2H10-01S	17	—	30	26	21	26.1	26.1	19
	1/4	KQ2H10-02S	17	—	33.5	27.5				30
	3/8	KQ2H10-03S	17	—	29	22.5				30
12	1/2	KQ2H10-04S	22	—	27	19	22	58.3	46.1	53
	1/4	KQ2H12-02S	19	—	34.5	28.5				42
	3/8	KQ2H12-03S	19	—	30	23.5				34
16	1/2	KQ2H12-04S	22	—	30	22	25	81	(81)	51
	3/8	KQ2H16-03S	24	25.7	39.5	33				61
	1/2	KQ2H16-04S	24	—	35.5	27.5				113

<M5, M6>



<R(PT)>



SKQ1, #1 to #24



*Reference dimensions after R(PT) thread installation.

Note1) øD: max. diameter

Note2) (): Values for soft nylon

Hexagon socket head male connector: KQ2S

<M5, M6>



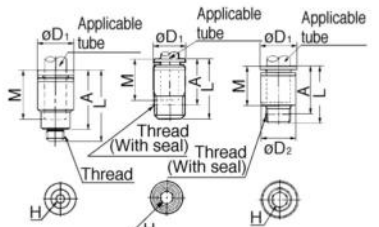
<R(PT)>



Tube O.D. (mm)	Thread R(PT)	Part No.	H (Hex.)	øD ⁽¹⁾	øD ₂	L	A*	M	Effective ⁽²⁾ area (mm ²)		Weight (g)
									Nylon	Urethane	
4	M5 X 0.8	KQ2S04-M5	2.5	8	—	18.7	15.6	12.7	4	4	2.7
	M6 X 1.0	KQ2S04-M6	3	—	18.2	14.1	16	4.1	3.6	2.8	
	1/8	KQ2S04-01S	9.8	—	23	19				8	
6	M5 X 0.8	KQ2S06-M5	2.5	10	—	19.5	16.4	13.5	4	4	3.3
	M6 X 1.0	KQ2S06-M6	3	—	19.1	15	17	10.0	9.9	3.4	
	1/8	KQ2S06-01S	4	11.8	24	20				9	
1/4	KQ2S06-02S	4	13.8	24	18	15					
8	1/8	KQ2S08-01S	5	14	—	28	24	18.5	17.2	16.2	12
	1/4	KQ2S08-02S	6	—	25.5	19.5	11				
	3/8	KQ2S08-03S	6	17	27.5	21	24				
10	1/8	KQ2S10-01S	5	17	—	30	26	21	17.2	10.0	18
	1/4	KQ2S10-02S	8	—	27.5	21.5	12				
	3/8	KQ2S10-03S	8	22	27.5	21	19				
12	1/2	KQ2S10-04S	10	22	—	28	20	22	39.0	26.6	35
	1/4	KQ2S12-02S	8	19	33.5	27.5	23				
	3/8	KQ2S12-03S	10	—	29	22.5	18				
16	1/2	KQ2S12-04S	10	22	—	28	20	25	60.0	44.5	30
	3/8	KQ2S16-03S	10	25.7	39	32.5	42				
	1/2	KQ2S16-04S	12	24	35	27	113				(96)

<M5, M6> <R(PT)>

KQ2S04 to 12 KQ2S16



KQ2S04 to KQ2S12 — SKQ1, #25 to #41

KQ2S16 — SKQ21, #1 to #2



*Reference dimensions after R(PT) thread installation.

Note1) øD₁: max. diameter

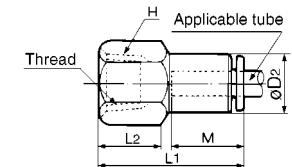
Note2) (): Values for soft nylon

Female connector: KQ2F

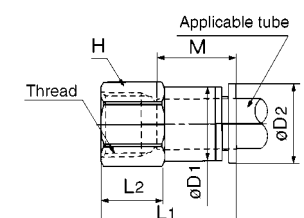


Tube O.D. (mm)	Thread Rc(PT)	Part No.	H (Hex.)	øD ₁	øD ₂ ⁽¹⁾	L ₁	L ₂	M	Effective ⁽²⁾ area (mm ²)		Weight (g)
									Nylon	Urethane	
4	1/8	KQ2F04-01	14	—	10	27	11	16	5.6	4	15
	1/4	KQ2F04-02	17	—	31	14	23				
6	1/8	KQ2F06-01	14	—	12	27.5	11	17	13.1	10.4	15
	1/4	KQ2F06-02	17	—	31	13	22				
	3/8	KQ2F06-03	19	—	33.5	15	25				
8	1/8	KQ2F08-01	14	—	14	29	11	18.5	26.1	18.0	17
	1/4	KQ2F08-02	17	—	32.5	13	24				
	3/8	KQ2F08-03	19	—	33.5	14	24				
10	1/4	KQ2F10-02	17	—	17	34.5	14	21	41.5	29.5	27
	3/8	KQ2F10-03	19	—	36.5	15	30				
	1/2	KQ2F10-04	19	—	35	—	36				
12	1/4	KQ2F12-02	19	—	19	37	14	22	58.3	46.1	31
	3/8	KQ2F12-03	24	—	41	18	52				
	1/2	KQ2F12-04	24	—	41	18	52				
16	3/8	KQ2F16-03	24	24	25.7	38	15	25	81	(81)	59
	1/2	KQ2F16-04	24	—	43	19	113				(96)

KQ2F04 to 12



KQ2F16



KQ2F04 to KQ2F12 — SKQ1, #42 to #54

KQ2F16 — SKQ21, #3 to #4



*Reference dimensions after R(PT) thread installation.

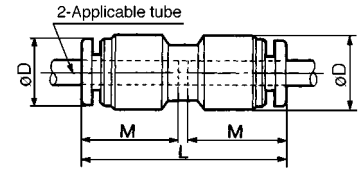
Note1) øD₂: max. diameter

Note2) (): Values for soft nylon

Straight union: KQ2H



Tube O.D. (mm)	Part No.	øD ⁽¹⁾	L	M	Effective ⁽²⁾ area (mm ²)		Weight (g)
					Nylon	Urethane	
3.2	KQ2H23-00	9.6	31.5	15.5	3.4	2.9	3
4	KQ2H04-00	10.4	32.5	16	5.6	4	3
6	KQ2H06-00	12.8	34.5	17	13.1	10.4	4
8	KQ2H08-00	15.2	38.5	18.5	26.1	18.0	6
10	KQ2H10-00	18.5	42.5	21	41.5	29.5	11
12	KQ2H12-00	20.9	44.5	22	58.3	46.1	14
16	KQ2H16-00	26.5	51	25	113	(96)	24



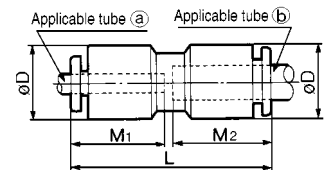
KQ2H23 to KQ2H12 — SKQ2, #1 to #6
 KQ2H16 — SKQ21, #5

Note1) øD: max. diameter
 Note2) (): Values for soft nylon.

Different diameter straight: KQ2H



Tube O.D. (mm)		Part No.	øD ⁽¹⁾	L	M ₁	M ₂	Effective ⁽²⁾ area (mm ²)		Weight (g)
(a)	(b)						Nylon	Urethane	
3.2	4	KQ2H23-04	10.4	32.5	15.5	16	3.4	2.9	3
4	6	KQ2H04-06	12.8	34.5	16	17	5.6	5.6	5
6	8	KQ2H06-08	15.2	38.5	17	18.5	13.1	10.4	6
8	10	KQ2H08-10	18.5	42	18.5	21	26.1	18.0	11
10	12	KQ2H10-12	20.9	44.5	21	22	41.5	29.5	14
12	16	KQ2H12-16	26.5	56.5	22	25	58.3	46.1	47



KQ2H23 to KQ2H12 — SKQ2, #7 to #11
 KQ2H16 — SKQ21, #6

Note1) øD: max. diameter

Male elbow: KQ2L

<M5>



<M6>

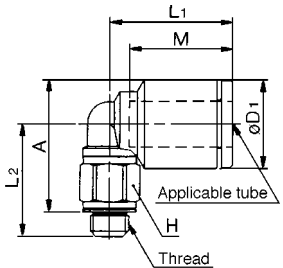


<R(PT)>

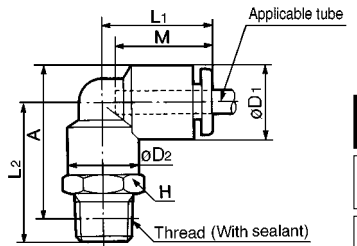


Tube O.D. (mm)	Thread R(PT)	Part No.	H (Hex.)	øD ⁽¹⁾	øD ₂	L ₁	L ₂	A	M	Effective ⁽²⁾ area (mm ²)		Weight (g)
										Nylon	Urethane	
3.2	M5 X 0.8	KQ2L23-M5	7	8.5	—	15.3	13.2	14.3	12.7	2.6	2.2	2.5
	1/8	KQ2L23-01S	10	9.6	10	17.5	21.5	22.5	15.5	3	2.5	8
	1/4	KQ2L23-02S	14	—	—	—	25.5	24.5	—	—	—	18
4	M5 X 0.8	KQ2L04-M5	7	9.3	—	15.6	13.7	15.3	12.7	3.5	3.5	2.7
	1/8	KQ2L04-01S	10	10.4	10	18	22	23	16	4.2	4.2	10
	1/4	KQ2L04-02S	14	—	—	—	26	25	—	—	—	19
6	M5 X 0.8	KQ2L06-M5	7	11.6	—	16.1	14.7	17.4	13.5	3.5	3.5	3.2
	1/8	KQ2L06-01S	10	12.8	10	20	23	25.5	17	11.4	9.0	12
	1/4	KQ2L06-02S	14	—	—	—	27	27.5	—	—	—	22
8	1/8	KQ2L06-03S	17	—	—	—	29	29	—	—	—	33
	1/8	KQ2L08-01S	12	15.2	12	23	24.5	28	18.5	21.6	14.9	13
	1/4	KQ2L08-02S	14	—	—	—	28.5	30	—	—	—	21
10	3/8	KQ2L08-03S	17	—	—	—	30.5	31.5	—	—	—	35
	1/8	KQ2L10-01S	12	18.5	17	26.5	27	32	21	21.6	14.9	25
	1/4	KQ2L10-02S	17	—	—	—	30	33	—	—	—	26
12	3/8	KQ2L10-03S	—	—	—	—	32	34.5	—	35.2	25.0	36
	1/2	KQ2L10-04S	22	—	—	—	36	37	—	—	—	63
	1/4	KQ2L12-02S	17	20.9	17	28.5	31	35.5	22	50.2	39.7	28
16	3/8	KQ2L12-03S	—	—	—	—	33	37	—	—	—	38
	1/2	KQ2L12-04S	22	—	—	—	37	39.5	—	—	—	65
	3/8	KQ2L16-03S	—	26.5	20.9	34	38	44.5	25	71	(71)	101
—	1/2	KQ2L16-04S	—	—	—	—	41	46	—	100	(84)	105

<M5, M6>



<R(PT)>



SKQ2, #12 to #35

*Reference dimensions after R(PT) thread installation.

Note1) øD₁: max. diameter

Note2) (): Values for soft nylon.



K □

M □

H □

D □

MS

T □

Series KQ2

Male branch connector: KQ2LU



<M5, M6>

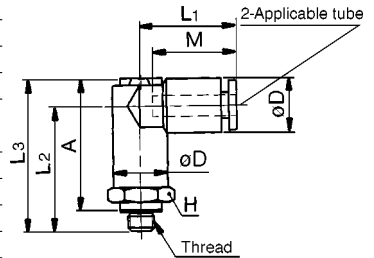
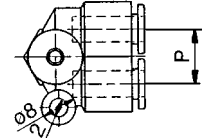


<R(PT)>

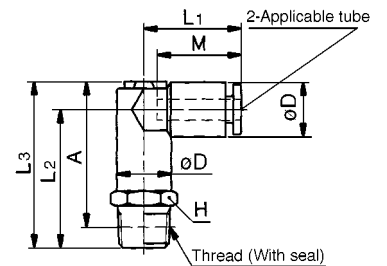
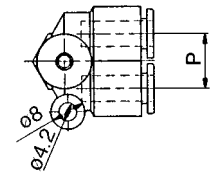


Tube O.D. (mm)	Thread R(PT)	Part No.	H (Hex.)	⁽¹⁾ øD	L1	L2	L3	A*	M	P	Effective area (mm ²)		Weight (g)
											Nylon	Urethane	
4	M5 X 0.8	KQ2LU04-M5	11	10.4	18.5	24	29.5	25.5	16	10.4	4.3	4.1	10
	M6 X 1.0	KQ2LU04-M6				24.5	30						
	1/8	KQ2LU04-01S	26.5			32	27.5	6.0			4.1	12	
	1/4	KQ2LU04-02S	30.5			36	30						21
6	M5 X 0.8	KQ2LU06-M5	13	12.8	21	26.5	33	29.5	17	12.8	4.3	4.3	13
	M6 X 1.0	KQ2LU06-M6				27	33.5						
	1/8	KQ2LU06-01S	29.5			36	32	13.9			11.0	15	
	1/4	KQ2LU06-02S	33			39.5	33.5						22
8	3/8	KQ2LU06-03S	17	15.2	24	35	41.5	35	18.5	15.2	26.3	18.2	27
	1/8	KQ2LU08-01S	34			41.5	38						
	1/4	KQ2LU08-02S	37			44.5	38.5	41			41		
	3/8	KQ2LU08-03S	38			45.5	39					35	
10	1/4	KQ2LU10-02S	19	18.5	27	40	49.5	43.5	21	18.5	40.8	29.0	41
	3/8	KQ2LU10-03S	41			50.5	44						
	1/2	KQ2LU10-04S	22			44.5	54	45.5			57		
	1/4	KQ2LU12-02S	22			20.9	29	42.5				53	47
3/8	KQ2LU12-03S	43.5	54	47.5	65								
1/2	KQ2LU12-04S	46.5	57	49									

<M5, M6>



<R(PT)>



SKQ3, #1 to #18

*Reference dimensions after R(PT) thread installation.
Note1) øD: max. diameter



45° Male elbow: KQ2K

<M5, M6>

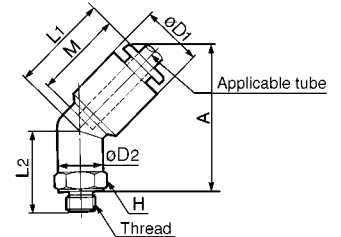


<R(PT)>

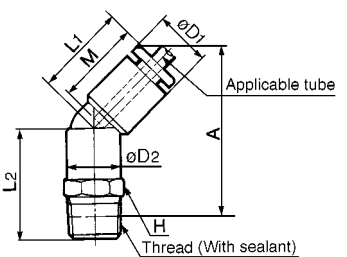


Tube O.D. (mm)	Thread R(PT)	Part No.	H (Hex.)	⁽¹⁾ øD1	øD2	L1	L2	A*	M	P	Effective ⁽²⁾ area (mm ²)		Weight (g)	
											Nylon	Urethane		
4	M5 X 0.8	KQ2K04-M5	8	10.4	8	17	14.5	26	16	3.4	3.4	4		
	M6 X 1.0	KQ2K04-M6											15	
	1/8	KQ2K04-01S	10					20.5					32	10
	1/4	KQ2K04-02S	14					24.5					34	
6	M5 X 0.8	KQ2K06-M5	8	12.8	8	18	14.5	27.5	17	8.7	6.9	6		
	M6 X 1.0	KQ2K06-M6											18.5	15
	1/8	KQ2K06-01S	10				20.5	33				12		
	1/4	KQ2K06-02S	14				24.5	35					10	
8	3/8	KQ2K06-03S	17	15.2	12	20.5	26.5	36.5	18.5	19.7	19.7	33		
	1/8	KQ2K08-01S	12				22	37					35	
	1/4	KQ2K08-02S	14				26	39				21		
	3/8	KQ2K08-03S	17				28	41					35	
10	1/8	KQ2K10-01S	17	18.5	17	24	24	42	21	30.9	23.2	25		
	1/4	KQ2K10-02S	27				43.5	26						
	3/8	KQ2K10-03S	29				45					36		
	1/2	KQ2K10-04S	22				33	47.5					63	
12	1/4	KQ2K12-02S	17	20.9	17	25	27.5	45.5	22	44.5	35.1	28		
	3/8	KQ2K12-03S	29.5				47.5	38						
	1/2	KQ2K12-04S	22				33.5					49.5	65	
	3/8	KQ2K16-03S	22				26.5	20.9				30		32
1/2	KQ2K16-04S	35	56.5	91.9	(78.3)	58								

<M5, M6>



<R(PT)>



KQ2K04 to KQ2K12 — SKQ4, #1 to #19
KQ2K16 — SKQ21, #7 to #8

*Reference dimensions after R(PT) thread installation.

Note1) øD1: max. diameter

Note2) (): Values for soft nylon.



Universal male elbow: **KQ2V**



<M5>

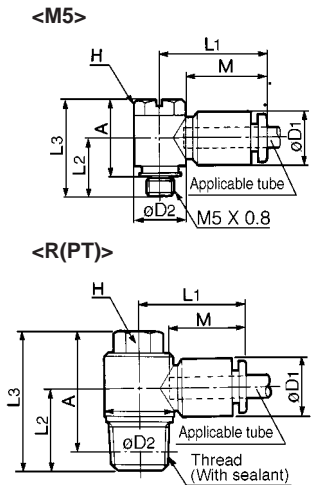
<R(PT)>



Tube O.D. (mm)	Thread R(PT)	Part No.	H (Hex.)	øD ⁽¹⁾	øD ₂	L ₁	L ₂	L ₃	A*	M	Effective area (mm ²) ⁽²⁾		Weight (g)
											Nylon	Urethane	
4	M5 X 0.8	KQ2V04-M5	8	10.4	9.8	20.5	11	18.5	15	16	2.9	2.9	6
	1/8	KQ2V04-01S			13.4	22	14.5	26.5	22.5		14		
6	M5 X 0.8	KQ2V06-M5	8	12.8	9.8	23.5	12	18.5	15	17	3.8	3.8	7
	1/8	KQ2V06-01S			13.4	24	14.5	26.5	22.5		15		
	1/4	KQ2V06-02S			10	15.4	23.5	18.5	31		25	26	
8	1/8	KQ2V08-01S	12	15.2	17.6	28.5	15.5	28.5	24.5	18.5	16	11.2	24
	1/4	KQ2V08-02S			18.5	31.5	25.5	30	30		30	30	
	3/8	KQ2V08-03S			14	20.6	27.5	20.5	36.5		30	20.5	14.3
10	1/4	KQ2V10-02S	14	18.5	20.6	31	19.5	35.5	29.5	21	27	20.3	40
	3/8	KQ2V10-03S			20.5	36.5	30	20.5	36.5		30	20.5	14.3
12	3/8	KQ2V12-03S	17	20.9	25.2	34	22	38.5	32	22	39	30.8	63
	1/2	KQ2V12-04S			25	41.5	33.5	25	41.5		33.5	25	78
16	3/8	KQ2V16-03S	21	26.5	32.3	39	29.5	46.5	40.5	25	55	(55)	103
	1/2	KQ2V16-04S			29.5	49.5	41.5	29.5	49.5		41.5	78	(65)

SKQ5, #1 to #14

*Reference dimensions after R(PT) thread installation.
Note1) øD₁: max. diameter
Note2) (): Values for soft nylon.



Hexagon socket head universal male elbow: **KQ2VS**

<M5>

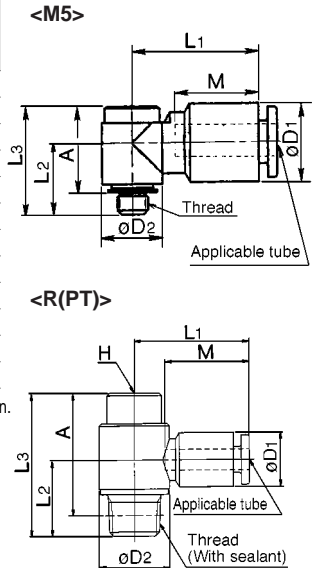
<R(PT)>



Tube O.D. (mm)	Thread R(PT)	Part No.	H (Hex.)	øD ⁽¹⁾	øD ₂	L ₁	L ₂	L ₃	A*	M	Effective area (mm ²) ⁽²⁾		Weight (g)	
											Nylon	Urethane		
4	M5	KQ2VS04-M5	4	10.4	9.8	20.5	10.5	18	15	16	2.9	2.9	6	
	1/8	KQ2VS04-01S	6		13.4	22	14.5	26.5	22.5		14			
6	M5	KQ2VS06-M5	4	12.8	9.8	23.5	12	18	15	17	3.8	3.8	7	
	1/8	KQ2VS06-01S	6		13.4	24	14.5	26.5	22.5		15			
	1/4	KQ2VS06-02S	6		15.3	23.5	18.5	27	21		22			
8	1/8	KQ2VS08-01S	8	15.2	17.6	28.5	15.5	27	23	18.5	16	11.2	24	
	1/4	KQ2VS08-02S			18.5	31.5	25	20.5	32.5		26	20.5	14.3	47
	3/8	KQ2VS08-03S			14	20.6	27.5	20.5	32.5		26	20.5	14.3	47
10	1/4	KQ2VS10-02S	8	18.5	20.6	31	19.5	31.5	25	21	27	20.3	32	
	3/8	KQ2VS10-03S			20.5	32.5	26	20.5	32.5		26	20.5	14.3	39
12	3/8	KQ2VS12-03S	10	20.9	25.2	34	22	36	30	22	39	30.8	48	
	1/2	KQ2VS12-04S			25	39	31	25	39		31	22	39	30.8

SKQ5, #15 to #26

*Reference dimensions after R(PT) thread installation.
Note1) øD₁: max. diameter



- K□
- M□
- H□
- D□
- MS
- T□

Series KQ2



Universal female elbow: KQ2VF

<M5>



<R(PT)>



Tube O.D. (mm)	Thread Rc(PT) R(PT)	Part No.	H (Hex.)	$\phi D_1^{(1)}$	ϕD_2	L1	L2	L3	A*	M	Weight (g)
4	M5 X 0.8	KQ2VF04-M5	8	10.4	9.8	20.5	11	20	16	16	6
	1/8	KQ2VF04-01S	14								13.4
6	M5 X 0.8	KQ2VF06-M5	8	12.8	9.8	23.5	12.5	20	16	17	7
	1/8	KQ2VF06-01S	14								13.4
	1/4	KQ2VF06-02S	17	15.2	17.6	25	20	38.5	32.5	18.5	36
	1/8	KQ2VF08-01S	17								17.6
8	1/4	KQ2VF08-02S	17	15.2	17.6	28.5	20	38.5	32.5	18.5	37
	3/8	KQ2VF08-03S	22								25.2
10	1/4	KQ2VF10-02S	19	18.5	20.6	31.5	22	41	35	21	48
	3/8	KQ2VF10-03S	22								25.2
12	3/8	KQ2VF12-03S	22	20.9	25.2	34	24.5	45.5	39	22	70
	1/2	KQ2VF12-04S	24								27

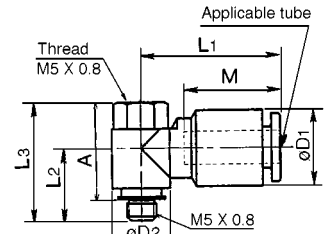


SKQ6, #1 to #12

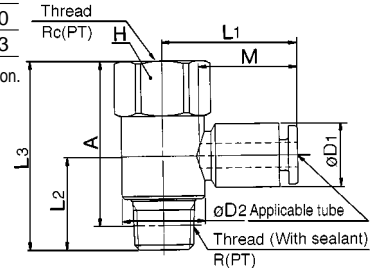
*Reference dimensions after R(PT) thread installation.
Note1) ϕD_1 : max. diameter



<M5>



<R(PT)>



Female elbow: KQ2LF

<M5, M6>



<Rc(PT)>



Tube O.D. (mm)	Thread Rc(PT)	Part No.	H (Hex.)	$\phi D_1^{(1)}$	ϕD_2	L1	L2	M	Effective area (mm ²)		Weight (g)		
									Nylon	Urethane			
4	M5 X 0.8	KQ2LF04-M5	8	10.4	8	18.5	14.5	16	3.5	3.5	5		
	M6 X 1.0	KQ2LF04-M6	14									15.5	13
	1/8	KQ2LF04-01	14									21	20
	1/4	KQ2LF04-02	17	12.8	10	20.5	24.5	17	4.2	4.2	20		
	M5 X 0.8	KQ2LF06-M5	8									15	5
	M6 X 1.0	KQ2LF06-M6	14									16	6
6	1/8	KQ2LF06-01	14	12.8	10	20.5	22	17	11.4	9.0	13		
	1/4	KQ2LF06-02	17									25.5	20
	3/8	KQ2LF06-03	19									26	20
8	1/8	KQ2LF08-01	14	15.2	12	23.5	23	18.5	21.6	14.9	16		
	1/4	KQ2LF08-02	17									26.5	22
	3/8	KQ2LF08-03	19									27	23
10	1/4	KQ2LF10-02	17	18.5	17	26.5	28	21	21.6	14.9	27		
	3/8	KQ2LF10-03	19									28.5	27
	1/2	KQ2LF10-04	24									32.5	46
12	1/4	KQ2LF12-02	17	20.9	17	28.5	29.5	22	50.2	39.7	29		
	3/8	KQ2LF12-03	19									30	48
	1/2	KQ2LF12-04	24									34	48

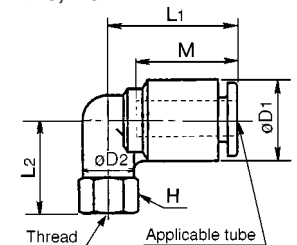


SKQ6 #13 to #30

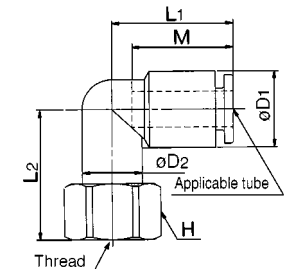
Note1) ϕD_1 : max. diameter



<M5, M6>



<Rc(PT)>



Double universal male elbow: KQ2VD

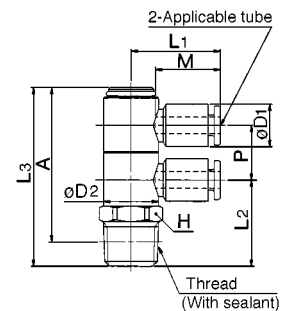


Tube O.D. (mm)	Thread R(PT)	Part No.	H (Hex.)	$\phi D_1^{(1)}$	ϕD_2	L1	L2	L3	A*	M	P	Weight (g)			
4	1/8	KQ2VD04-01S	14	10.4	13.4	22	18.5	41	37	16	13.4	23			
	1/4	KQ2VD04-02S	17									21.5	44	38	29
	3/8	KQ2VD04-03S	17									23.5	46	40	42
6	1/8	KQ2VD06-01S	14	12.8	13.4	24.5	18.5	41	37	17	13.4	24			
	1/4	KQ2VD06-02S	17									21.5	44	38	30
	3/8	KQ2VD06-03S	17									23.5	46	40	42
8	1/8	KQ2VD08-01S	19	15.2	17.6	28.5	21	48	44	18.5	15.9	53			
	1/4	KQ2VD08-02S	19									24	51	45	51
	3/8	KQ2VD08-03S	21									25	52	45.5	60
	1/2	KQ2VD08-04S	21	18.5	20.6	31.5	28.5	55.5	47.5	21	19.2	82			
	1/4	KQ2VD10-02S	21									26.5	58	52	71
	3/8	KQ2VD10-03S	21									27.5	59	53	74
10	1/2	KQ2VD10-04S	21	20.9	25.2	34	30.5	62	54	22	21.6	91			
	1/4	KQ2VD12-02S	26									28.5	64.5	58.5	118
	3/8	KQ2VD12-03S	26									29.5	65.5	59	113
12	1/2	KQ2VD12-04S	26	20.9	25.2	34	32.5	68.5	60	22	21.6	125			



SKQ7, #1 to #16


*Reference dimensions after R(PT) thread installation.
Note1) ϕD_1 : max. diameter



Triple universal male elbow: KQ2VT



Tube O.D. (mm)	Thread R(PT)	Part No.	H (Hex.)	$\phi D_1^{(1)}$	ϕD_2	L1	L2	L3	A*	M	P	Weight (g)
4	1/8	KQ2VT04-01S	14	10.4	13.4	22	18.5	54.5	50.5	16	13.4	29
	1/4	KQ2VT04-02S					21.5	57.5	51.5			34
	3/8	KQ2VT04-03S					23.5	59.5	53.5			48
6	1/8	KQ2VT06-01S	14	12.8	13.4	24.5	18.5	54.5	50.5	17	13.4	31
	1/4	KQ2VT06-02S					21.5	57.5	51.5			37
	3/8	KQ2VT06-03S					23.5	59.5	53.5			50
8	1/8	KQ2VT08-01S	19	15.2	17.6	28.5	21	64	60	18.5	15.9	71
	1/4	KQ2VT08-02S					24	67	61			66
	3/8	KQ2VT08-03S					25	68	61.5			75
	1/2	KQ2VT08-04S					28.5	71.5	63.5			96
10	1/4	KQ2VT10-02S	21	18.5	20.6	31.5	26.5	77.5	71.5	21	19.2	94
	3/8	KQ2VT10-03S					27.5	78.5	72			111
	1/2	KQ2VT10-04S					30.5	81.5	73.5			
12	1/4	KQ2VT12-02S	26	20.9	25.2	34	28.5	86	80	22	21.6	153
	3/8	KQ2VT12-03S					29.5	87	80.5			142
	1/2	KQ2VT12-04S					32.5	90	82			154



SKQ8, #1 to #16

*Reference dimensions after R(PT) thread installation.

Note1) ϕD_1 : max. diameter

Branch universal male elbow: KQ2Z

<M5>



<R(PT)>



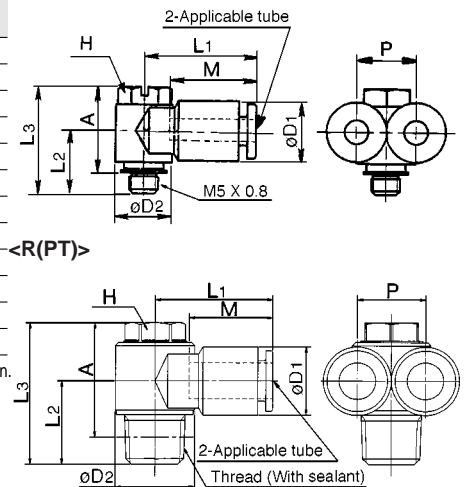
Tube O.D. (mm)	Thread R(PT)	Part No.	H (Hex.)	$\phi D_1^{(1)}$	ϕD_2	L1	L2	L3	A*	M	P	Effective area (mm ²) Nylon Urethane	Weight (g)				
4	M5 X 0.8	KQ2Z04-M5	8	10.4	9.8	19.5	11	18.5	15	16	10.4	3.4	3.4	8			
	1/8	KQ2Z04-01S										4.7	4.7	16			
6	1/8	KQ2Z06-01S	8	12.8	13.4	22	14.5	26.5	22.5	17	12.8	10.8	8.6	17			
	1/4	KQ2Z06-02S												19.5	35.5	29.5	39
	3/8	KQ2Z06-03S												20.5	36.5	30	47
8	1/8	KQ2Z08-01S	12	15.2	17.6	26	15.5	28.5	24.5	18.5	15.2	20.5	14.2	27			
	1/4	KQ2Z08-02S												18.5	31.5	25.5	33
	3/8	KQ2Z08-03S												20.6	27	20.5	36.5
10	1/4	KQ2Z10-02S	14	18.5	20.6	29	19.5	35.5	29.5	21	18.5	31.8	22.6	46			
	3/8	KQ2Z10-03S												20.5	36.5	30	54
	1/2	KQ2Z12-04S												22	39	32.5	71
12	3/8	KQ2Z12-03S	17	20.9	25.2	32.5	25	42	34	22	20.9	44.6	35.3	88			
	1/2	KQ2Z12-04S															



SKQ9, #1 to #22

*Reference dimensions after R(PT) thread installation.

Note1) ϕD_1 : max. diameter



Branch universal female elbow: KQ2ZF

<M5>



<R(PT)>



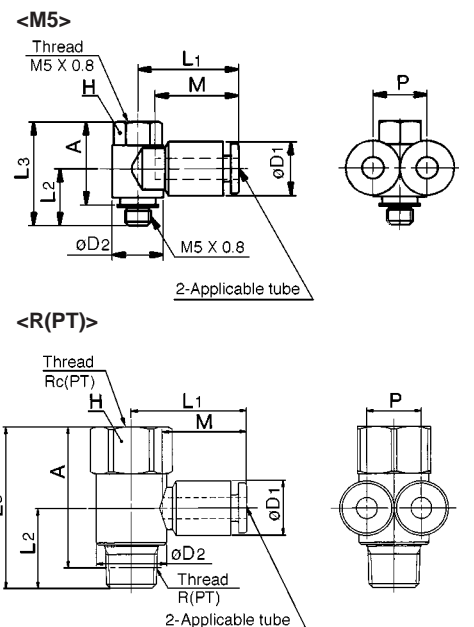
Tube O.D. (mm)	Thread R(PT)	Part No.	H (Hex.)	$\phi D_1^{(1)}$	ϕD_2	L1	L2	L3	A*	M	P	Weight (g)
4	M5 X 0.8	KQ2ZF04-M5	8	10.4	9.8	19.5	11	20	16.5	16	10.4	8
	1/8	KQ2ZF04-01S										14
6	1/8	KQ2ZF06-01S	14	12.8	13.4	22	15.5	29.5	25.5	17	12.8	24
	1/4	KQ2ZF06-02S										19
8	1/8	KQ2ZF08-01S	17	15.2	17.6	25.5	17	31	27	18.5	15.2	32
	1/4	KQ2ZF08-02S										19
10	1/4	KQ2ZF10-02S	19	18.5	20.6	29	22	41	35	21	18.5	54
	3/8	KQ2ZF10-03S										22
12	3/8	KQ2ZF12-03S	22	20.9	25.2	32.5	24.5	45.5	39	22	20.9	77
	1/2	KQ2ZF12-04S										24



SKQ9, #13 to #22

*Reference dimensions after R(PT) thread installation.

Note1) ϕD_1 : max. diameter



K□

M□

H□

D□

MS

T□

Series KQ2

Double branch universal male elbow: KQ2ZD




Tube O.D. (mm)	Thread R(PT)	Part No.	H (Hex.)	$\phi D_1^{(1)}$	ϕD_2	L ₁	L ₂	L ₃	A*	M	P ₁	P ₂	Weight (g)
4	1/8	KQ2ZD04-01S	14	10.4	13.4	21	18.5	41	37	16	13.4	10.4	34
	1/4	KQ2ZD04-02S					21.5	44	38				40
	3/8	KQ2ZD04-03S					23.5	46	40				53
6	1/8	KQ2ZD06-01S	14	12.8	13.4	22	18.5	41	37	17	13.4	12.8	38
	1/4	KQ2ZD06-02S					21.5	44	38				43
	3/8	KQ2ZD06-03S					23.5	46	40				57
8	1/8	KQ2ZD08-01S	19	15.2	17.6	26	21	48	44	18.5	15.9	15.2	76
	1/4	KQ2ZD08-02S					24	51	45				72
	3/8	KQ2ZD08-03S					25	52	45.5				81
	1/2	KQ2ZD08-04S					28.5	55.5	47.5				102
10	1/4	KQ2ZD10-02S	21	18.5	20.6	29	26.5	58	52	21	19.2	18.5	111
	3/8	KQ2ZD10-03S					27.5	59	53				128
	1/2	KQ2ZD10-04S					30.5	62	54				
12	1/4	KQ2ZD12-02S	26	20.9	25.2	32	28.5	64.5	58.5	22	21.6	20.9	178
	3/8	KQ2ZD12-03S					29.5	65.5	59				167
	1/2	KQ2ZD12-04S					32.5	68.5	60				179



SKQ10, #1 to #16

*Reference dimensions after R(PT) thread installation.

Note1) ϕD_1 : max. diameter



Triple branch universal male elbow: KQ2ZT




Tube O.D. (mm)	Thread R(PT)	Part No.	H (Hex.)	$\phi D_1^{(1)}$	ϕD_2	L ₁	L ₂	L ₃	A*	M	P ₁	P ₂	Weight (g)
4	1/8	KQ2ZT04-01S	14	10.4	13.4	21	18.5	54.5	50.5	16	13.4	10.4	25
	1/4	KQ2ZT04-02S					21.5	57.5	51.5				31
	3/8	KQ2ZT04-03S					23.5	59.5	53.5				44
6	1/8	KQ2ZT06-01S	14	12.8	13.4	22	18.5	54.5	50.5	17	13.4	12.8	27
	1/4	KQ2ZT06-02S					21.5	57.5	51.5				33
	3/8	KQ2ZT06-03S					23.5	59.5	53.5				46
8	1/8	KQ2ZT08-01S	19	15.2	17.6	26	21	64	60	18.5	15.9	15.2	56
	1/4	KQ2ZT08-02S					24	67	61				54
	3/8	KQ2ZT08-03S					25	68	61.5				62
	1/2	KQ2ZT08-04S					28.5	71.5	63.5				85
10	1/4	KQ2ZT10-02S	21	18.5	20.6	29	26.5	77.5	71.5	21	19.2	18.5	83
	3/8	KQ2ZT10-03S					27.5	78.5	72				85
	1/2	KQ2ZT10-04S					30.5	81.5	73.5				102
12	1/4	KQ2ZT12-02S	26	20.9	25.2	32	28.5	86	80	22	21.6	20.9	134
	3/8	KQ2ZT12-03S					29.5	87	80.5				130
	1/2	KQ2ZT12-04S					32.5	90	82				141



SKQ11, #1 to #16

*Reference dimensions after R(PT) thread installation.

Note1) ϕD_1 : max. diameter



Union elbow: KQ2L



Tube O.D. (mm)	Part No.	$\phi D^{(1)}$	L	Q	M	Effective ⁽²⁾ area (mm ²)		Weight (g)
						Nylon	Urethane	
3.2	KQ2L23-00	9.6	17.5	4.3	15.5	3	2.5	3
4	KQ2L04-00	10.4	18	4.5	16	4.2	4.2	6
6	KQ2L06-00	12.8	20	5.3	17	11.4	9.0	6
8	KQ2L08-00	15.2	23	6	18.5	21.6	14.9	10
10	KQ2L10-00	18.5	26.5	6.8	21	35.2	25.0	17
12	KQ2L12-00	20.9	28.5	7.5	22	50.2	39.7	21
16	KQ2L16-00	26.5	34	10	25	100	(84)	29

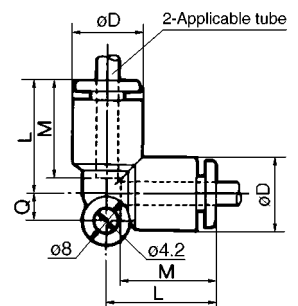


SKQ10, #17 to #23



Note1) ϕD : max. diameter

Note2) (): Values for soft nylon.



Branch union elbow: KQ2LU



Tube O.D. (mm)	Part No.	⁽¹⁾ ϕD		L1	L2	Q1	Q2	M	P	Effective area (mm ²)		Weight (g)
		ϕD_1	ϕD_2							Nylon	Urethane	
4	KQ2LU04-00	10.4	18.5	24	18.5	10	16	10.4	6.0	4.1	6	
6	KQ2LU06-00	12.8	21	27.5	20.5	12	17	12.8	13.9	11.0	8	
8	KQ2LU08-00	15.2	24	32	24.5	14	18.5	15.2	26.3	18.2	15	
10	KQ2LU10-00	18.5	27	36.5	28	16	21	18.5	40.8	29.0	25	
12	KQ2LU12-00	20.9	29	40	30	18	22	20.9	57.2	45.2	32	

SKQ12, #1 to #5

Note1) ϕD : max. diameter

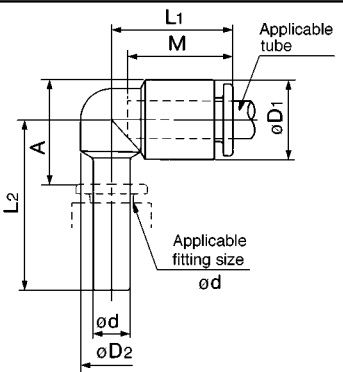
Plug-in elbow: KQ2L



Tube O.D. (mm)	Fitting size ϕd	Part No.	⁽¹⁾ ϕD		L1	L2	A	M	Effective ⁽²⁾ area (mm ²)		Weight (g)
			ϕD_1	ϕD_2					Nylon	Urethane	
3.2	3.2	KQ2L23-99	9.6	7	17	24.5	14	15.5	3	2.5	2
4	4	KQ2L04-99	10.4	8	18	25	14.5	16	4.2	4.2	3
6	6	KQ2L06-99	12.8	10	20	27.5	17	17	11.4	9.0	3
8	8	KQ2L08-99	15.2	12	22.5	31.5	21	18.5	21.6	14.9	5
10	10	KQ2L10-99	18.5	14	25.5	35.5	23.5	21	35.2	25.0	9
12	12	KQ2L12-99	20.9	16	27	37.5	26	22	50.2	39.7	10
16	16	KQ2L16-99	26.5	20.9	34	53	41	25	100	(84)	42

KQ2L23 to KQ2L12 — SKQ12, #6 to #11
KQ2L16 — SKQ21, #9

Note1) ϕD_1 : max. diameter
Note2) (): Values for soft nylon.



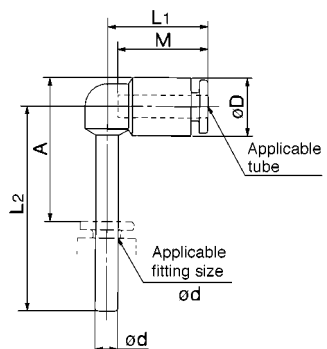
Extended plug-in elbow: KQ2W



Tube O.D. (mm)	Fitting size ϕd	Part No.	⁽¹⁾ ϕD	L1	L2	A	M	Effective area (mm ²)		Weight (g)
								Nylon	Urethane	
3.2	3.2	KQ2W23-99	9.6	17.5	35	24.5	15.5	3	2.5	2
4	4	KQ2W04-99	10.4	18	37	26	16	4.2	4.2	3
6	6	KQ2W06-99	12.8	20	41.5	31	17	11.4	9.0	4
8	8	KQ2W08-99	15.2	22.5	48	37	18.5	21.6	14.9	6
10	10	KQ2W10-99	18.5	25.5	55	43.5	21	35.2	25.0	9
12	12	KQ2W12-99	20.9	27	59.5	48	22	50.2	39.7	13

KQ2L23 to KQ2L10 — SKQ12, #18 to #25
KQ2L12 — SKQ21, #10

Note1) ϕD : max. diameter



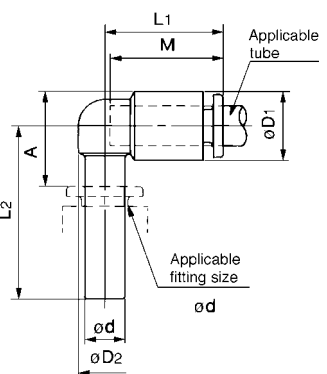
Reducer elbow: KQ2L



Tube O.D. (mm)	Fitting size ϕd	Part No.	⁽¹⁾ ϕD		L1	L2	A	M	Effective area (mm ²)		Weight (g)
			ϕD_1	ϕD_2					Nylon	Urethane	
3.2	4	KQ2L23-04	9.6	7	17	25	13.5	15.5	3	2.5	2
4	6	KQ2L04-06	10.4	8	18	26	14.5	16	4.2	4.2	3
	8	KQ2L04-08		35		22	11				
6	8	KQ2L06-08	12.8	10	19.5	30.5	18	17	11.4	9.0	12
	10	KQ2L06-10			20	38.5	24				19
8	10	KQ2L08-10	15.2	12	22.5	33.5	20.5	18.5	21.6	14.9	20
	12	KQ2L08-12			23	40.5	26				27
10	12	KQ2L10-12	18.5	17	26.5	42	30	21	35.2	25.0	29
12	16	KQ2L12-16	20.9	17	28.5	49.5	34.5	22	50.2	39.7	53

SKQ12, #18 to #25

Note1) ϕD_1 : max. diameter



K□

M□

H□

D□

MS

T□

Series KQ2

Extended male elbow: KQ2W



<M5>



<R(PT)>



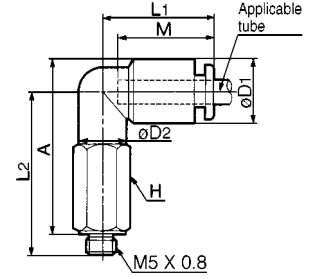
Tube O.D. (mm)	Thread R(PT)	Part No.	H (Hex.)	øD1 ⁽¹⁾	øD2	L1	L2	A*	M	Effective ⁽²⁾ area (mm ²)		Weight (g)
										Nylon	Urethane	
3.2	M5 X 0.8	KQ2W23-M5	8	9.6	10	17.5	30	31	15.5	2.8	2.4	10
	1/8	KQ2W23-01S	10				37	38				19
	1/4	KQ2W23-02S	14				43	42				41
4	M5 X 0.8	KQ2W04-M5	8	10.4	10	18	30	32	16	3.0	3.0	11
	1/8	KQ2W04-01S	10				37.5	38.5				23
	1/4	KQ2W04-02S	14				43.5	42.5				38
6	M5 X 0.8	KQ2W06-M5	8	12.8	10	20	30.5	33.5	17	3	3	11
	1/8	KQ2W06-01S	10				40	42.5				26
	1/4	KQ2W06-02S	14				46	46.5				41
8	1/8	KQ2W08-01S	12	15.2	12	23	43.5	47	18.5	20.5	14.2	30
	1/4	KQ2W08-02S	14				49.5	51				47
	3/8	KQ2W08-03S	17				51.5	52.5				74
10	1/4	KQ2W10-02S	17	18.5	17	26.5	56.5	59.5	21	33.5	23.8	66
	3/8	KQ2W10-03S	17				58.5	61				76
	1/2	KQ2W10-04S	22				65	66				145
12	1/4	KQ2W12-02S	17	20.9	17	28.5	57.5	62	22	47.7	37.7	68
	3/8	KQ2W12-03S	17				59.5	63.5				78
	1/2	KQ2W12-04S	22				66	68.5				147
16	3/8	KQ2W16-03S	22	26.5	20.9	34	69.5	76	25	71	(71)	101
	1/2	KQ2W16-04S	22				75	80				105



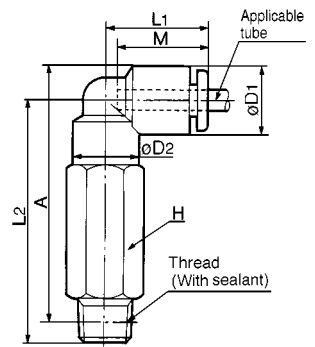
KQ2W23 to KQ2W12 — SKQ13, #1 to #19
KQ2W16 — SKQ21, #11 to #12

*Reference dimensions after R(PT) thread installation.
Note1) øD1: max. diameter
Note2) (): Values for soft nylon.

<M5>



<R(PT)>



Male branch tee: KQ2T

<M5>



<M6>



<R(PT)>



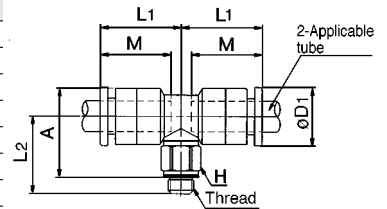
Tube O.D. (mm)	Thread R(PT)	Part No.	H (Hex.)	øD1 ⁽¹⁾	øD2	L1	L2	A*	M	Effective ⁽²⁾ area (mm ²)		Weight (g)
										Nylon	Urethane	
3.2	M5 X 0.8	KQ2T23-M5	7	9.6	10	17.5	13.2	14.3	12.7	3.2	2.7	3.2
	1/8	KQ2T23-01S	10				21.5	22.5				20
	1/4	KQ2T23-02S	14				25.5	24.5				20
4	M5 X 0.8	KQ2T04-M5	7	10.4	10	18	13.7	15.3	12.7	4.5	4.5	3.5
	M6 X 1.0	KQ2T04-M6	8				14.7					4.4
	1/8	KQ2T04-01S	10				22	23				13
6	1/4	KQ2T04-02S	14	11.6	10	20	26	25	13.5	4.5	4.5	19
	M5 X 0.8	KQ2T06-M5	7				14.7	17.4				4.4
	M6 X 1.0	KQ2T06-M6	8				15.7					5.3
8	1/8	KQ2T06-01S	10	12.8	10	20	23	25.5	17	13.9	11.0	12
	1/4	KQ2T06-02S	14				27	27.5				20
	3/8	KQ2T06-03S	17				29	29				34
10	1/8	KQ2T08-01S	12	15.2	12	23	24.5	28	18.5	26.3	18.2	14
	1/4	KQ2T08-02S	14				28.5	30				22
	3/8	KQ2T08-03S	17				30.5	31.5				36
12	1/8	KQ2T10-01S	12	18.5	17	26.5	27	32	21	40.8	29.0	31
	1/4	KQ2T10-02S	17				30	33				29
	3/8	KQ2T10-03S	17				32	34.5				39
16	1/2	KQ2T10-04S	22	20.9	17	28.5	36	37	22	57.2	45.2	66
	1/4	KQ2T12-02S	17				31	35.5				31
	3/8	KQ2T12-03S	17				33	37				41
16	1/2	KQ2T12-04S	22	26.5	20.9	34	37	39.5	25	71	(71)	68
	3/8	KQ2T16-03S	22				38	44.5				112
	1/2	KQ2T16-04S	22				40.5	46		100	(100)	116



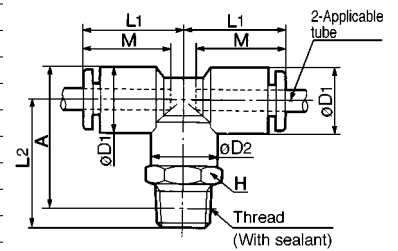
KQ2T23 to KQ2T12 — SKQ14, #1 to #24
KQ2T16 — SKQ21, #15

*Reference dimensions after R(PT) thread installation.
Note1) øD1: max. diameter
Note2) (): Values for soft nylon.

<M5, M6>




<R(PT)>




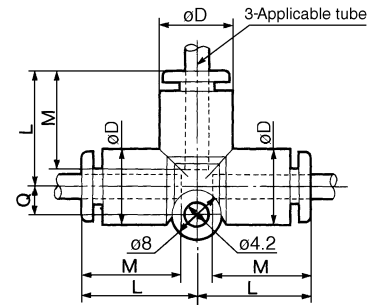
Union tee: KQ2T



Tube O.D. (mm)	Part No.	øD ⁽¹⁾	L	Q	M	Effective area (mm ²) ⁽²⁾		Weight (g)
						Nylon	Urethane	
3.2	KQ2T23-00	9.6	17.5	4.3	15.5	3.4	2.9	5
4	KQ2T04-00	10.4	18	4.5	16	6.4	4.4	7
6	KQ2T06-00	12.8	20	5.3	17	13.4	10.6	10
8	KQ2T08-00	15.2	23	6	18.5	25.6	17.7	15
10	KQ2T10-00	18.5	26.5	6.8	21	40	28.4	25
12	KQ2T12-00	20.9	28.5	7.5	22	57.4	45.4	29
16	KQ2T16-00	26.5	34	10	25	100	(84)	40

 SKQ15, #1 to #7


 Note1) øD: max. diameter
Note2) (): Values for soft nylon.




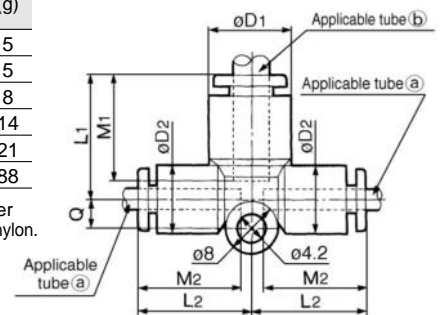
Different diameter tee: KQ2T



Tube O.D. (mm)		Part No.	øD ⁽¹⁾	øD ₂	L ₁	L ₂	Q	M ₁	M ₂	Effective area (mm ²) ⁽²⁾		Weight (g)
a	b									Nylon	Urethane	
3.2	4	KQ2T23-04	10.4	9.6	18	17.5	4.3	16	15.5	3.8	3.5	5
4	6	KQ2T04-06	12.8	10.4	19.5	18	4.5	17	16	7.1	6.5	5
6	8	KQ2T06-08	15.2	12.8	22.5	20	5.3	18.5	17	16.4	16.4	8
8	10	KQ2T08-10	18.5	15.2	26.5	23	6	21	18.5	36	27.2	14
10	12	KQ2T10-12	20.9	18.5	28.5	26.5	6.8	22	21	56	44.5	21
12	16	KQ2T12-16	26.5	26.5	34	39	10	25	22	108.5	(92.2)	88

 KQ2T23 to KQ2T10 — SKQ15, #8 to #12
KQ2T12 — SKQ21, #13


 Note1) øD₁: max. diameter
Note2) (): Valves for soft nylon.

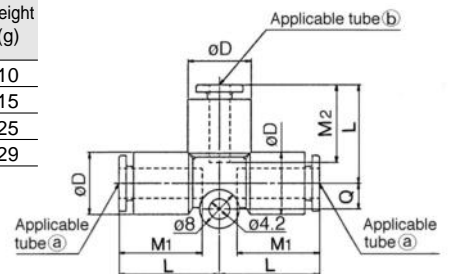


Different diameter tee: KQ2T



Tube O.D. (mm)		Part No.	øD ⁽¹⁾	L	Q	M ₁	M ₂	Effective area (mm ²)		Weight (g)
a	b							Nylon	Urethane	
6	4	KQ2T06-04	12.8	20	5.3	17	16	6.4	4.4	10
8	6	KQ2T08-06	15.2	23	6	18.5	17	13.4	10.6	15
10	8	KQ2T10-08	18.5	26.5	7.5	21	18.5	25.6	17.7	25
12	10	KQ2T12-10	20.9	28.5	7.5	22	21	40	28.4	29


 Note1) øD: max. diameter

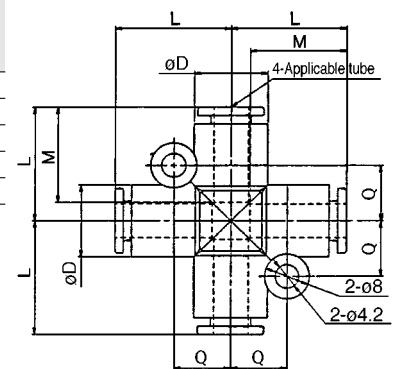


Cross: KQ2TW



Tube O.D. (mm)	Part No.	øD ⁽¹⁾	L	Q	M	Effective area (mm ²)		Weight (g)
						Nylon	Urethane	
4	KQ2TW04-00	10.4	18	8.7	16	6.4	4.4	9
6	KQ2TW06-00	12.8	20	9.9	17	13.4	10.6	13
8	KQ2TW08-00	15.2	23	11.1	18.5	25.6	17.7	20
10	KQ2TW10-00	18.5	26.5	12.8	21	40	28.4	33
12	KQ2TW12-00	20.9	28.5	13.9	22	57.4	45.4	39


 Note1) øD: max. diameter



Different diameter cross: KQ2TX



Tube O.D. (mm)		Part No.	øD ⁽¹⁾	L	Q	M ₁	M ₂	Effective area (mm ²)		Weight (g)
a	b							Nylon	Urethane	
6	8	KQ2TX06-08	15.2	23	11.1	18.5	17	13.4	10.6	13
8	10	KQ2TX08-10	18.5	26.5	12.8	21	18.5	25.6	17.7	27
10	12	KQ2TX10-12	20.9	28.5	13.9	22	21	40	28.4	36

 Note1) øD: max. diameter

- K
- M
- H
- D
- MS
- T

Series KQ2



Different diameter cross: KQ2TY



Tube O.D. (mm)		Part No.	øD ⁽¹⁾	L	Q	M ₁	M ₂	Effective area (mm ²)		Weight (g)
a	b							Nylon	Urethane	
6	8	KQ2TY06-08	15.2	23	11.1	17	18.5	13.4	10.6	15
8	10	KQ2TY08-10	18.5	26.5	12.8	18.5	21	25.6	17.7	23
10	12	KQ2TY10-12	20.9	28.5	13.9	21	22	40	28.4	35



Note1) øD: max. diameter

Part No.	øD ⁽¹⁾	L	Q	M ₁	M ₂	Effective area (mm ²)	Weight (g)
KQ2TY06-08	15.2	23	11.1	17	18.5	13.4 / 10.6	15
KQ2TY08-10	18.5	26.5	12.8	18.5	21	25.6 / 17.7	23
KQ2TY10-12	20.9	28.5	13.9	21	22	40 / 28.4	35

Male run tee: KQ2Y

<M5>



<M6>



<R(PT)>



Tube O.D. (mm)	Thread R(PT)	Part No.	H (Hex.)	øD ⁽¹⁾	øD ₂	L ₁	L ₂	L ₃	A*	M	Effective area (mm ²) ⁽²⁾		Weight (g)
											Nylon	Urethane	
3.2	M5 X 0.8	KQ2Y23-M5	7	8.4	—	15.4	13.2	14.8	24.9	12.7	3.2	2.7	3.2
	1/8	KQ2Y23-01S	10	9.6	10	17.5	21.5	—	35	15.5	3.4	2.9	10
	1/4	KQ2Y23-02S	14	—	—	—	25.5	—	37	—	—	—	20
4	M5 X 0.8	KQ2Y04-M5	7	9.3	—	15.6	13.7	14.8	25.4	12.7	4.5	4.5	3.5
	1/8	KQ2Y04-01S	10	10.4	10	18	22	—	36	16	6.4	4.4	6
	1/4	KQ2Y04-02S	14	—	—	—	26	—	38	—	—	—	13
6	M5 X 0.8	KQ2Y06-M5	7	11.6	—	17.1	14.7	17.1	28.7	13.5	4.5	4.5	4.5
	M6 X 1.0	KQ2Y06-M6	8	—	—	—	15.7	—	—	—	—	—	7
	1/8	KQ2Y06-01S	10	—	—	—	23	—	39	—	—	—	12
	1/4	KQ2Y06-02S	14	12.8	10	20	27	—	41	17	13.4	10.6	20
8	3/8	KQ2Y06-03S	17	—	—	—	29	—	42.5	—	—	—	34
	1/8	KQ2Y08-01S	12	—	—	—	24.5	—	43.5	—	—	—	14
	1/4	KQ2Y08-02S	14	15.2	12	23	28.5	—	45.5	18.5	25.6	17.7	22
10	3/8	KQ2Y08-03S	17	—	—	—	30.5	—	47	—	—	—	36
	1/8	KQ2Y10-01S	17	18.5	17	26.5	27	—	49.5	—	—	—	31
	1/4	KQ2Y10-02S	—	—	—	—	30	—	50.5	21	40.0	28.4	29
12	3/8	KQ2Y10-03S	—	—	—	—	32	—	52	—	—	—	39
	1/2	KQ2Y10-04S	22	—	—	—	36	—	54.5	—	—	—	66
	1/4	KQ2Y12-02S	17	20.9	17	28.5	31	—	53.5	—	—	—	31
16	3/8	KQ2Y12-03S	—	—	—	—	33	—	55	22	57.4	45.4	41
	1/2	KQ2Y12-04S	22	—	—	—	37	—	57.5	—	—	—	68
	3/8	KQ2Y16-03S	22	26.5	20.9	34	38	—	65.5	25	81	(81)	112
1/2	KQ2Y16-04S	—	—	—	—	41	—	67	—	—	—	113	
—	—	—	—	—	—	—	—	—	—	—	—	—	116



SKQ16, #1 to #24

*Reference dimensions after R(PT) thread installation.

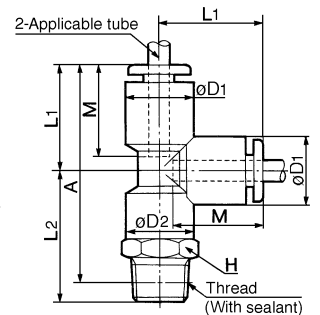
Note1) øD₁: max. diameter

Note2) (): Values for soft nylon



<M5, M6>

<R(PT)>



Male delta: KQ2D



<M5, M6>



<R(PT)>



Tube O.D. (mm)	Thread R(PT)	Part No.	H (Hex.)	⁽¹⁾ øD	L1	L2	A*	M	Q	Effective area (mm ²)		Weight (g)
										Nylon	Urethane	
4	M5 X 0.8	KQ2D04-M5	11	10.4	18.5	24	25.5	16	8.7	2.2	2.2	10
	M6 X 1.0	KQ2D04-M6				24.5				4.3	4.3	
	1/8	KQ2D04-01S	26.5			27.5	6.0			6.0	12	
	1/4	KQ2D04-02S	30.5			29.5	6.0			6.0	21	
6	M5 X 0.8	KQ2D06-M5	13	12.8	20.5	26	28.5	17	9.9	4.3	4.3	12
	M6 X 1.0	KQ2D06-M6				26.5				13.9	11.0	
	1/8	KQ2D06-01S	29			31.5	14					
	1/4	KQ2D06-02S	32.5			33	21					
8	3/8	KQ2D06-03S	17	15.2	23.5	34.5	34.5	18.5	11.1	26.3	18.2	26
	1/8	KQ2D08-01S	33.5			37						
	1/4	KQ2D08-02S	37.5			38.5	39					
	3/8	KQ2D08-03S	39.5			43	40					
10	1/4	KQ2D10-02S	19	18.5	26.5	40.5	43.5	21	12.8	40.8	29.0	40
	3/8	KQ2D10-03S	44			45						
	1/2	KQ2D10-04S	22			42	46.5					
12	1/4	KQ2D12-02S	22	20.9	28.5	43	47	22	13.9	57.2	45.2	56
	3/8	KQ2D12-03S	46			48.5						
	1/2	KQ2D12-04S	22			46	48.5					

<M5, M6>

<R(PT)>



SKQ17, #1 to #18

*Reference dimensions after R(PT) thread installation.

Note1) øD: max. diameter



Delta union: KQ2D

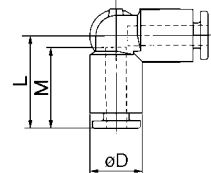
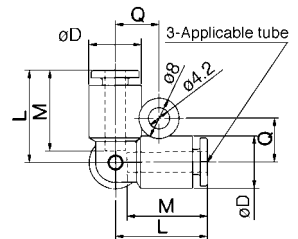


Tube O.D. (mm)	Part No.	øD ⁽¹⁾	L	Q	M	Effective area (mm ²)		Weight (g)
						Nylon	Urethane	
4	KQ2D04-00	10.4	18.5	8.7	16	6.0	4.1	5
6	KQ2D06-00	12.8	20.5	9.9	17	13.9	11.0	7
8	KQ2D08-00	15.2	23.5	11.1	18.5	26.3	18.2	11
10	KQ2D10-00	18.5	26.5	12.8	21	40.8	29.0	19
12	KQ2D12-00	20.9	28.5	13.9	22	57.2	45.2	24



SKQ17, #19 to #23

Note1) øD: max. diameter



Branch "Y": KQ2U

<M5, M6>

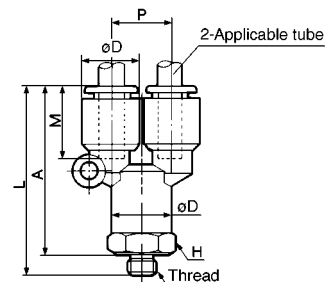


<R(PT)>

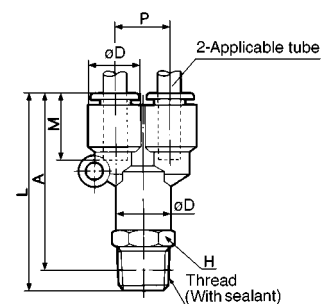


Tube O.D. (mm)	Thread R(PT)	Part No.	H (Hex.)	⁽¹⁾ øD	L	P	A*	M	Effective area ⁽²⁾ (mm ²)		Weight (g)
									Nylon	Urethane	
3.2	M5 X 0.8	KQ2U23-M5	10	9.6	38	9.6	34.5	15.5	2.2	2.2	9
	1/8	KQ2U23-01S	11		41		37		3.4	2.9	14
	1/4	KQ2U23-02S	14		44		38		3.4	2.9	14
4	M5 X 0.8	KQ2U04-M5	11	10.4	39.5	10.4	36	16	2.2	2.2	4
	M6 X 1.0	KQ2U04-M6			40		10				
	1/8	KQ2U04-01S	42		11						
	1/4	KQ2U04-02S	46		20						
6	M5 X 0.8	KQ2U06-M5	13	12.8	42.5	12.8	39	17	2.2	2.2	12
	M6 X 1.0	KQ2U06-M6			43		11				
	1/8	KQ2U06-01S	45.5		11						
	1/4	KQ2U06-02S	49		21						
8	3/8	KQ2U06-03S	17	15.2	51	15.2	44.5	18.5	13.4	10.6	34
	1/8	KQ2U08-01S	52.5		15						
	1/4	KQ2U08-02S	55.5		23						
	3/8	KQ2U08-03S	56.5		35						
10	1/4	KQ2U10-02S	19	18.5	61	18.5	55	21	25.6	17.7	30
	3/8	KQ2U10-03S	62		40						
	1/2	KQ2U10-04S	22		65		57		65		
12	1/4	KQ2U12-02S	22	20.9	64.5	20.9	58.5	22	57.4	45.4	32
	3/8	KQ2U12-03S	65.5		40						
	1/2	KQ2U12-04S	68.5		60.5		65				
16	3/8	KQ2U16-03S	27	26.5	76	26.5	69.5	25	81	(81)	106
	1/2	KQ2U16-04S	79		71		113		(96)	111	

<M5, M6>



<R(PT)>



KQ2U23 to KQ2U12 — SKQ18, #1 to #21

KQ2U16 — SKQ21, #14

*Reference dimensions after R(PT) thread installation.

Note1) øD: max. diameter

Note2) (): Values for soft nylon



K□

M□

H□

D□

MS

T□

Series KQ2

Delta branch: KQ2UD

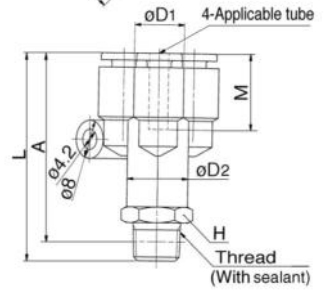
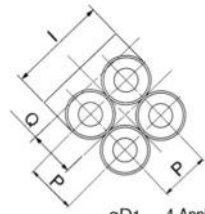


Tube O.D. (mm)	Thread R(PT)	Part No.	H (Hex.)	$\phi D_1^{(1)}$	ϕD_2	L	I	A*	Q	M	P	Effective area (mm ²)		Weight (g)
												Nylon	Urethane	
4	1/8	KQ2UD04-01S	13	10.4	12.8	43.5	21	39.5	9.7	16	10.4	4.2	4.2	17
	1/4	KQ2UD04-02S	14			47		41						
6	1/8	KQ2UD06-01S	17	12.8	15.2	50.5	26	46.5	11.7	17	12.8	13.4	10.6	29
	1/4	KQ2UD06-02S				53.5		47.5						



SKQ18, #22 to #25

*Reference dimensions after R(PT) thread installation.
Note1) ϕD_1 : max. diameter



Union "Y": KQ2U



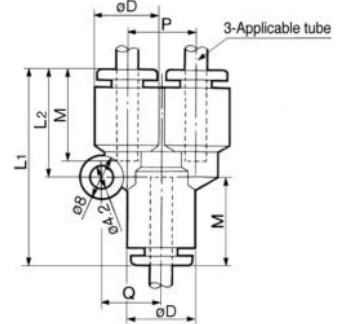
Tube O.D. (mm)	Part No.	$\phi D^{(1)}$	L ₁	L ₂	P	Q	M	Effective area (mm ²)		Weight (g)
								Nylon	Urethane	
3.2	KQ2U23-00	9.6	33	17.5	9.6	9	15.5	3.4	2.9	5
4	KQ2U04-00	10.4	34	18	10.4	9.7	16	4.2	4.2	7
6	KQ2U06-00	12.8	37	20	12.8	11.7	17	13.4	10.6	9
8	KQ2U08-00	15.2	42.5	24.5	15.2	13.7	18.5	25.6	17.7	11
10	KQ2U10-00	18.5	48	27.5	18.5	16.1	21	40	28.4	16
12	KQ2U12-00	20.9	51	30	20.9	18.1	22	57.4	45.4	23
16	KQ2U16-00	26.5	61.5	36.5	26.5	23	25	113	(96)	54



KQ2U23 to KQU12 — SKQ19, #1 to #6
KQ2U16 — SKQ21, #16



Note1) ϕD : max. diameter
Note2) (): Values for soft nylon.



Different diameter union "Y": KQ2U



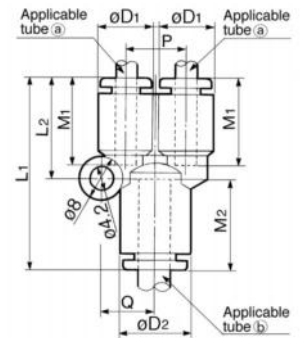
Tube O.D. (mm)		Part No.	$\phi D_1^{(1)}$	$\phi D_2^{(1)}$	L ₁	L ₂	P	Q	M ₁	M ₂	Effective area (mm ²)		Weight (g)
a	b										Nylon	Urethane	
3.2	4	KQ2U23-04	9.6	10.4	33.5	17.5	9.6	9	15.5	16	3.2	2.7	5
4	6	KQ2U04-06	10.4	12.8	35	18	10.4	9.7	16	17	4.2	4.2	6
6	8	KQ2U06-08	12.8	15.2	39.5	20	12.8	11.7	17	18.5	13.4	10.6	11
8	10	KQ2U08-10	15.2	18.5	45	24.5	15.2	13.7	18.5	21	25.6	17.7	18
10	12	KQ2U10-12	18.5	20.9	49	27.5	18.5	16.1	21	22	40	28.4	27
12	16	KQ2U12-16	26.5	26.5	66.5	41.5	26.5	23	22	25	57.4	45.4	100



KQ2U23 to KQU10 — SKQ19, #7 to #11
KQ2U12 — SKQ21, #17



Note1) $\phi D_1, \phi D_2$: max. diameter



Different diameter double union "Y": KQ2UD



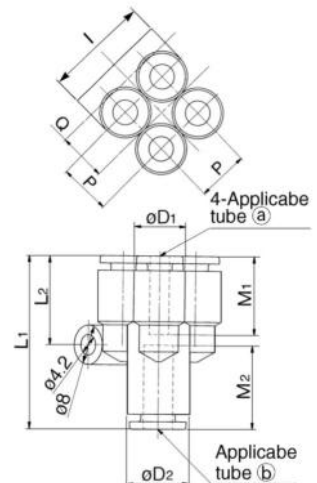
Tube O.D. (mm)		Part No.	$\phi D_1^{(1)}$	$\phi D_2^{(1)}$	L ₁	L ₂	P	I	Q	M ₁	M ₂	Effective area (mm ²)		Weight (g)
a	b											Nylon	Urethane	
4	6	KQ2UD04-06	10.4	12.8	35.5	18.2	10.4	21	9.7	16	17	4.2	4.2	10
6	8	KQ2UD06-08	12.8	15.2	40.5	20.3	12.8	26	11.7	17	18.5	13.4	10.6	17



SKQ19, #2 to #13



Note1) $\phi D_1, \phi D_2$: max. diameter



Plug-in "Y": KQ2U



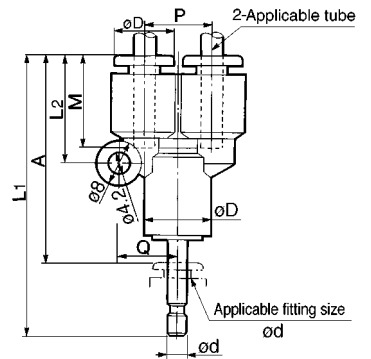
Tube O.D. (mm)	Fitting size ϕd	Part No.	$\phi D^{(1)}$	L1	L2	P	Q	A	M	Effective area (mm ²) ⁽²⁾		Weight (g)
										Nylon	Urethane	
3.2	3.2	KQ2U23-99	9.6	50	17.5	9.6	9	35	15.5	3.4	2.9	6
4	4	KQ2U04-99	10.4	51.5	18	10.4	9.7	35.5	16	4.2	4.2	12
6	6	KQ2U06-99	12.8	55.5	20	12.8	11.7	38.5	17	13.4	10.6	18
8	8	KQ2U08-99	15.2	64.5	24.5	15.2	13.7	46	18.5	25.6	17.7	21
10	10	KQ2U10-99	18.5	71.5	27.5	18.5	16.1	50.5	21	40	28.4	26
12	12	KQ2U12-99	20.9	75.5	30	20.9	18.1	53.5	22	57.4	45.4	32
16	16	KQ2U16-99	26.5	90	36.5	26.5	23	65	25	113	(96)	78



KQ2U23 to KQU12 — SKQ19, #14 to #19
KQ2U16 — SKQ21, #18



Note1) ϕD : max. diameter
Note2) (): Values for soft nylon.



Double plug-in "Y": KQ2XD



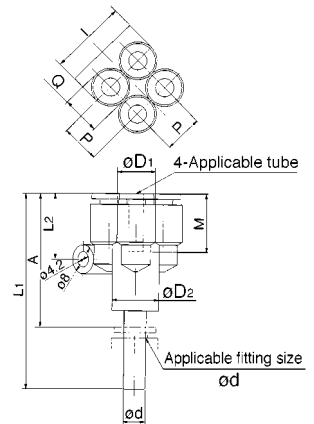
Tube O.D. (mm)	Fitting size ϕd	Part No.	$\phi D_1^{(1)}$	ϕD_2	L1	L2	I	Q	A	P	M	Effective area (mm ²)		Weight (g)
												Nylon	Urethane	
4	6	KQ2XD04-06	10.4	12.8	54	18.2	21	9.7	37	10.4	16	4.2	4.2	10
6	8	KQ2XD06-08	12.8	15.2	62.5	20.3	26	11.7	44	12.8	17	13.4	10.6	23



SKQ19, #20, #21



Note1) ϕD_1 : max. diameter



Different diameter plug-in "Y": KQ2X



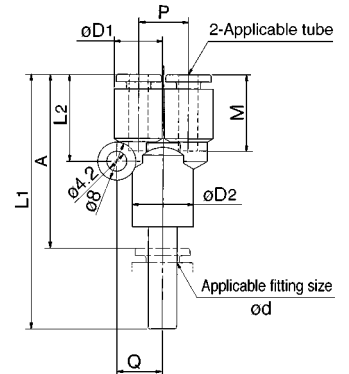
Tube O.D. (mm)	Fitting size ϕd	Part No.	$\phi D_1^{(1)}$	ϕD_2	L1	L2	A	P	Q	M	Effective area (mm ²)		Weight (g)
											Nylon	Urethane	
4	6	KQ2X04-06	10.4	12.8	53.5	18.5	36.5	10.4	9.7	16	4.2	4.2	7
6	8	KQ2X06-08	12.8	15.2	61.5	20.5	43	12.8	11.7	17	13.4	10.6	18
8	10	KQ2X08-10	15.2	18.5	68.5	24.5	47.5	15.2	13.7	18.5	25.6	17.7	28
10	12	KQ2X10-12	18.5	20.9	73.5	27.5	51.5	18.5	16.1	21	40	28.4	42



SKQ19, #22 to #25



Note1) ϕD_1 : max. diameter



K□

M□

H□

D□

MS

T□

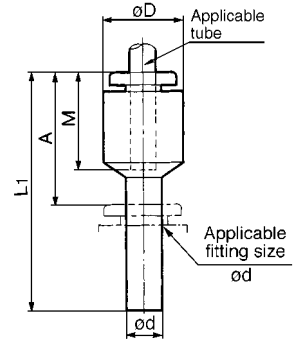
Series KQ2



Plug-in reducer: KQ2R



Tube O.D. (mm)	Fitting size ϕD	Part No.	$\phi D^{(1)}$	L	A	M	Effective ⁽²⁾ area (mm ²)		Weight (g)
							Nylon	Urethane	
3.2	4	KQ2R23-04	9.6	33.5	18.5	15.5	3.4	2.9	2
4	6	KQ2R04-06	10.4	34.5	17.5	16	5.6	4	1.8
	8	KQ2R04-08		36.5	18				2.0
	10	KQ2R04-10	12.8	39.5	18.5				3.3
6	4	KQ2R06-04	12.8	37	21	17	4	4	2.5
	8	KQ2R06-08	12.8	37	18.5				3
	10	KQ2R06-10		39.5	18.5				4.7
8	12	KQ2R06-12	15.2	42	20	18.5	26.1	18.0	4.0
	10	KQ2R08-10	15.2	41	20				4.6
10	12	KQ2R10-12		18.5	44.5	23	21	41.5	32.8
	16	KQ2R10-16	20.9	50.5	25.5	(29.5)			
12	16	KQ2R12-16	20.9	50.5	25.5	22	58.3	(46.1)	37



SKQ20, #1 to #13



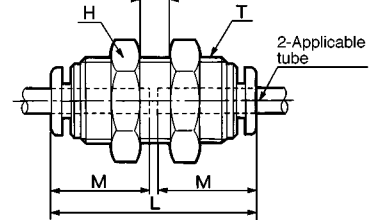
Note1) ϕD : max. diameter
Note2) (): Values for soft nylon.

Bulkhead union: KQ2E



Tube O.D. (mm)	Part No.	T (M)	H (Hex.)	L	Mounting hole	M	Effective ⁽¹⁾ area (mm ²)		Weight (g)
							Nylon	Urethane	
3.2	KQ2E23-00	M12 X 1	14	31.5	13	15.5	3.4	2.9	26
4	KQ2E04-00	M12 X 1	14	32.5	13	16	5.6	4	26
6	KQ2E06-00	M14 X 1	17	34.5	15	17	13.1	10.4	33
8	KQ2E08-00	M16 X 1	19	38	17	18.5	26.1	18.0	52
10	KQ2E10-00	M20 X 1	24	42.5	21	21	41.5	29.5	70
12	KQ2E12-00	M22 X 1	27	44	23	22	58.3	46.1	90
16	KQ2E16-00	M28 X 1.5	32	51	29	25	113	(96)	115

Mounting plate thickness: 11mm max.



SKQ20, #14 to #20

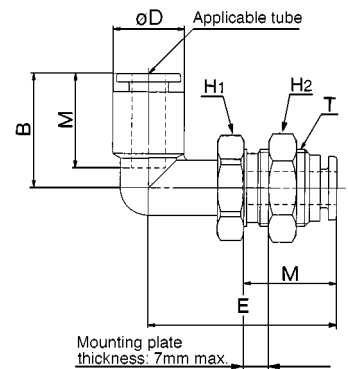


Note1) (): Values for soft nylon.

Bulkhead male elbow: KQ2LE



Tube O.D. (mm)	Part No.	T	H1 (Hex.)	H2 (Hex.)	B	E	$\phi D^{(1)}$	Mounting hole	M	Effective area (mm ²)		Weight (g)
										Nylon	Urethane	
4	KQ2LE04-00	M12 X 1	14	14	18.5	31	10.4	13	16	4.2	4.2	18
6	KQ2LE06-00	M14 X 1	17	17	20.5	34	12.8	15	17	11.4	9.0	25
8	KQ2LE08-00	M16 X 1	17	19	23.5	38.5	15.2	17	18.5	21.6	14.9	33
10	KQ2LE10-00	M20 X 1	22	24	26.5	43.5	18.5	21	21	35.2	25.0	63
12	KQ2LE12-00	M22 X 1	24	27	28.5	45.5	20.9	23	22	50.2	39.7	77



SKQ20, #21 to #25



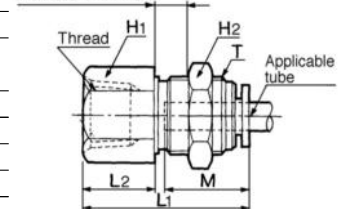
Note1) ϕD : max. diameter

Bulkhead connector: KQ2E



Tube O.D. (mm)	Thread Rc(PT)	Part No.	T (M)	H1 (Hex.)	H2 (Hex.)	L1	L2	Mounting hole	M	Effective ⁽¹⁾ area (mm ²)		Weight (g)			
										Nylon	Urethane				
3.2	1/4	KQ2E23-02	M12 X 1	17	14	31.5	15	13	15.5	3.4	2.9	13			
4	1/8	KQ2E04-01	M12 X 1	14	14	27.5	11	13	16	5.6	4	16			
	1/4	KQ2E04-02											31	15	35
6	1/8	KQ2E06-01	M14 X 1	17	17	28	11	15	17	13.1	10.4	30			
	3/8	KQ2E06-03											33.5	17	29
8	1/8	KQ2E08-01	M16 X 1	17	19	27.5	7.5	17	18.5	26.1	18.0	28			
	1/4	KQ2E08-02											33	13	27
	3/8	KQ2E08-03											35	15	48
10	1/4	KQ2E10-02	M20 X 1	22	24	34.5	12.5	21	21	41.5	29.5	53			
	3/8	KQ2E10-03											36.5	15	67
12	3/8	KQ2E12-03	M22 X 1	24	27	37	14	23	22	58.3	46.1	92			
	1/2	KQ2E12-04											41	18	59
16	3/8	KQ2E16-03	M28 X 1.5	30	32	40	14	29	25	96	(96)	127			
	1/2	KQ2E16-04											44	18	113

Mounting plate thickness: 7mm max.



SKQ20, #26 to #40

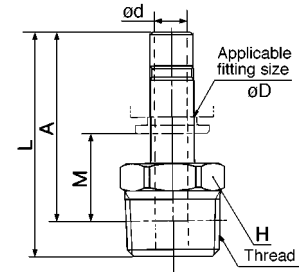


Note1) (): Values for soft nylon.

Adaptor: KQ2N



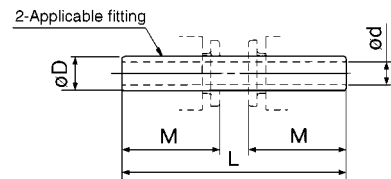
Fitting size øD	Thread R(PT)	Part No.	H (Hex.)	L	A	M	ød	Weight (g)
4	M5 X 0.8	KQ2N04-M5	7	32	29	13	2.5	2
	1/8	KQ2N04-01S	10	34	30	14		6
6	M5 X 0.8	KQ2N06-M5	7	33	30	13	2.5	2
	1/8	KQ2N06-01S	10	35	31	14		5
6	1/4	KQ2N06-02S	14	37.5	31.5	14.5	4.5	14
	1/4	KQ2N08-02S	14	39	33	14.5		17
8	3/8	KQ2N08-03S	17	41	34.5	16	6	30
	3/8	KQ2N10-03S	17	46	39.5	18.5		7.5



Nipple: KQ2N



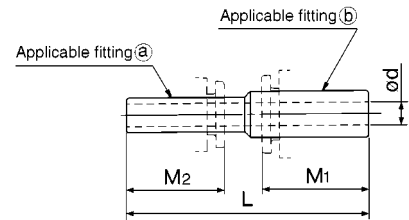
Fitting size øD	Part No.	L	M	ød	Weight (g)
4	KQ2N04-99	37	16	2.5	1
6	KQ2N06-99	39	17	4	2
8	KQ2N08-99	43	18.5	6	2
10	KQ2N10-99	49	21	7.5	4
12	KQ2N12-99	52	22	9	20.6
16	KQ2N16-99	57	25	13	31



Reducer nipple: KQ2N



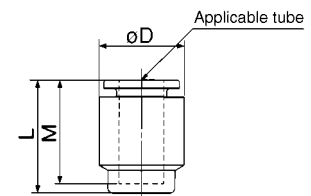
Fitting size		Part No.	L	M ₁	M ₂	ød	Weight (g)
(a)	(b)						
4	6	KQ2N04-06	38	17	16	2.5	2
6	8	KQ2N06-08	42	18.5	17	4	2
8	10	KQ2N08-10	47	21	18.5	6	13.2
10	12	KQ2N10-12	51	22	21	8	18.2
12	16	KQ2N12-16	55	25	22	9	29



Tube cap: KQ2C




Tube O.D. (mm)	Part No.	øD ⁽¹⁾	L	M	Weight (g)
4	KQ2C04-00	10.4	17	16	3
6	KQ2C06-00	12.8	18.5	17	3
8	KQ2C08-00	15.2	20.5	18.5	4
10	KQ2C10-00	18.5	23	21	6
12	KQ2C12-00	20.9	24	22	8
16	KQ2C16-00	26.5	28	25	13



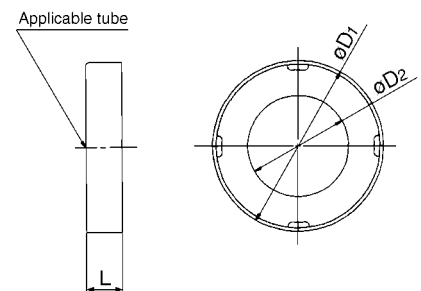
Note1) øD: max. diameter

Color cap: KQ2C



Tube O.D. (mm)	Part No.	øD ₁	øD ₂	L	Weight (g)	
4	KQ2C-04□	10.1	5.2	2.9	0.1	
4	KQ2C-04A-□	8.5	5	2.2	0.1	KQH, KQ2H04-M5, M6 KQS, KQ2S04-M5, M6
4	KQ2C-04B-□	9.7	5	2.2	0.1	KQL, KQ2L04-M5, M6 KQT, KQ2T04-M5, M6 KQY, KQ2Y04-M5, M6
6	KQ2C-06□	12.1	7.2	2.9	0.1	
6	KQ2C-06A-□	10.5	7	2.2	0.1	KQH, KQ2H06-M5, M6 KQS, KQ2S06-M5, M6
6	KQ2C-06B-□	12.0	7	2.2	0.1	KQL, KQ2L06-M5, M6 KQT, KQ2T06-M5, M6 KQY, KQ2Y06-M5, M6
8	KQ2C-08□	14.1	9.2		0.1	
10	KQ2C-10□	17.1	11.2	2.9	0.2	
12	KQ2C-12□	19.1	13.2		0.2	
16	KQ2C-16□	26.3	17.2	3.9	0.3	

□ → B (black), R (red), YR (orange), BR (brown), Y (yellow), G (green), CB (sky blue), GR (gray), W (white), BU (blue)



K□

M□

H□

D□

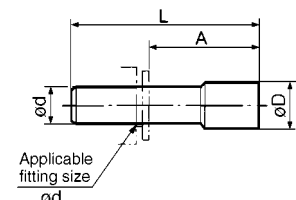
MS

T□

Plug: KQ2P, KQP



Fitting size ød	Part No.		øD	L	A	Weight (g)
3.2	KQ2P-23	KQP-23	5	31.5	16	1
4	KQ2P-04	KQP-04	6	32	16	1
6	KQ2P-06	KQP-06	8	35	18	1
8	KQ2P-08	KQP-08	10	39	20.5	2
10	KQ2P-10	KQP-10	12	43	22	3.5
12	KQ2P-12	KQP-12	14	45.5	24	5
16	KQ2P-16	KQP-16	20.9	47	22	8



Note) KQ2P (white), KQP (blue)

Series KQ2

Made to Order

Consult SMC for detailed specifications, dimensions and delivery.



① Oil free applications — Vaseline™ is used as lubricant.

For use in oil free applications, for example, paint air lines.

Specifications — Same as Series KQ2.

Dimensions — Same as Series KQ2.

How to Order — Add “-X12” at the end of the standard part number.

(Example: KQ2H06-02-**X12**)

② Stainless One-touch fittings

For use in highly corrosive atmospheres where brass is not acceptable.

Specifications — Same as series KQ2.

Dimensions — Same as series KQ2.

(Some may be different, consult SMC)

Materials in each part

Body*	SUS□, PBT
Stud*	SUS□ (Thread portion)
Chuck	SUS304
Guide*	SUS□, POM
Collet, Release button	POM
Packing, O ring	NBR

*Every one of SUS303, SUS304 and SUS316 is possible to use.

How to Order — Consult SMC.





SERIES KQ2 ONE TOUCH FITTINGS



SERIES KQ: BLACK BODY FITTINGS
AVAILABLE IN CANADA
SERIES KQ2: WHITE BODY FITTINGS
AVAILABLE IN THE USA

FITTINGS WITH UNI-THREAD

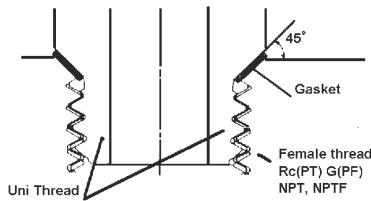
SERIES KQ: BLACK BODY FITTINGS
SERIES KQ2: WHITE BODY FITTINGS

- ✓ Wide Range of Pressures low vacuum to 0.1MPa
- ✓ Wide Range of Applicable Tube Systems (4mm to 16mm)
- ✓ Minimized Resistance to Air Flow
- ✓ Easy and quick installation of tube
- ✓ A unique thread concept allows for compatibility with parallel and taper female threads. Uni-thread fits all female thread types* (Rc, Rp, G, NPT, NPTF, BSP, BSPT)
- ✓ No Thread Sealant required
- ✓ Space-Saving
- ✓ Uniform Mounting Height improves appearance
- ✓ Cuts assembly time by over 60%

✓ Constant mounting height saves space

Lower height of screwed-in fittings save space and improves appearance

UNITHREAD CONSTRUCTION




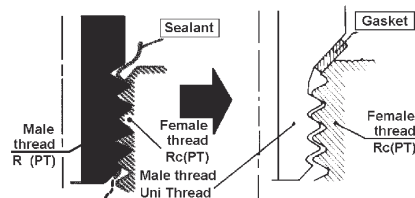
UNI THREAD RIDGE SHAPE

A new ridge shape has been created as a Uni-Thread for common application to Rc(PT), G(PF) NPT, and NPTF female threads with different thread diameters, pitches, tapered angles, ridge shapes, etc..


GASKET CONSTRUCTION

A gasket made of stainless sheet covered with laminated NBR on both sides is seated on the chamfer of a female thread to materialize a perfect sealing construction irrespective of the difference in thread diameters due to the difference in the types of female threads, variation in tolerance, difference in the size of chamfer.

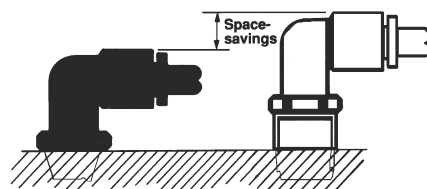
(It is applicable to any female thread with ordinary chamfer.)



Uni-Threads

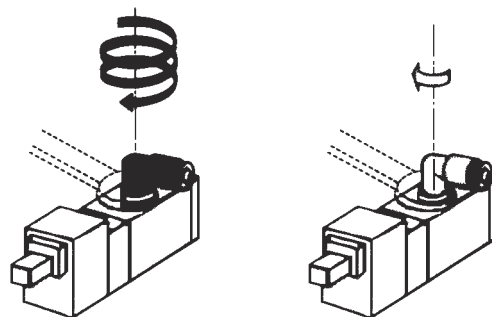


Conventional Threads



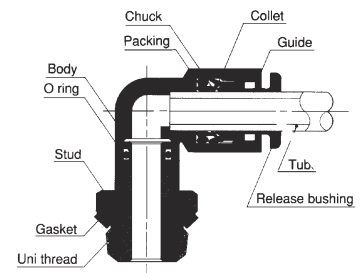
✓ Screw-In Time is reduced to 1/3

Existing Tapered Thread Series: 2 to 3 turns with a wrench after manual tightening
Uni-Thread Series: 1/4 to 1/2 turn with a wrench after manual tightening



Thread Type	Manual Tightening Time + Tool Tightening Time	Total	Ratio
Uni-Thread	6 sec + 4 sec	10 sec	1/3
Conventional Thread	4 sec + 26 sec	30 sec	1

PARTS DESCRIPTION



TECHNICAL SPECIFICATIONS

Fluid	Air
Max Operating Pressure	0.1MPa / 145PSI
Operating Vacuum Pressure	0.001MPa (Absolute) 0.2PSI
Applicable Tube Material	Nylon, Soft Nylon, Polyurethane
Proof Pressure	3MPa / 435PSI
Ambient Fluid Temperature	0 - 60°C / 32 ~ 140°F

SEE INSIDE FRONT COVER FOR
DETAILS OF YOUR LOCAL SALES OFFICE

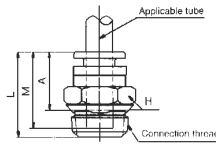


FOR FURTHER TECHNICAL
DETAILS ON THIS
PRODUCT, REQUEST
CATALOG REFERENCE
E505 & N500

PRODUCT
SELECTOR

MALE CONNECTOR : KQH (KQ2H)

Use to pipe in the same direction from female threaded portion. Most general type.



SERIES KQ: BLACK BODY FITTINGS
AVAILABLE IN CANADA
SERIES KQ2: WHITE BODY FITTINGS
AVAILABLE IN THE USA

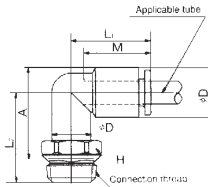
Applicable Tube OD (mm)	Connection Thread	Model	H (width Across Flats)	L	A	M	Effective Orifice (mm ²) Nylon
4	1/8	KQH04-U01	10	18.5	14.5	16	5.6
4	1/8	KQH04-U02	14	18	12	16	5.6
6	1/8	KQH06-U01	12	19.5	15.5	17	13.1
6	1/8	KQH06-U02	14	19.5	13	17	13.1
6	1/8	KQH06-U03	17	18.5	12.5	17	13.1
8	1/8	KQH08-U01	14	25	21	18.5	26.1
8	1/8	KQH08-U02	14	21.5	15.5	18.5	26.1
8	1/8	KQH08-U03	17	21	15	18.5	26.1
10	1/8	KQH10-U01	17	28	23	21	41.5
10	1/8	KQH10-U02	17	28	22	21	41.5
10	1/8	KQH10-U03	17	24	18	21	41.5
10	1/8	KQH10-U04	22	22	14	21	41.5
12	1/8	KQH12-U02	19	30.5	24.5	22	58.3
12	1/8	KQH12-U03	19	25.5	19.5	22	58.3
12	1/8	KQH12-U04	22	24.5	16.5	22	58.3
16	1/8	KQH16-U03	24	33.5	27.5	24	81
16	1/8	KQH16-U04	24	28.5	20.5	24	113

Applicable Tube OD (Inch)	Connection Thread	Model	H (width Across Flats)	L	A	M	Minimum Hole Diameter
1/8	1/8	KQH01-U01	11.11	19	15	15.5	2.5
1/8	1/4	KQH01-U02	14.29	17.5	11.5	15.5	2.5
5/32	1/8	KQH03-U01	11.11	19.5	15.5	16	3
5/32	1/4	KQH03-U02	14.29	19	13	16	3
3/16	1/8	KQH05-U01	12.7	19	15	16	3.5
3/16	1/4	KQH05-U02	14.29	17.5	11.5	16	3.5
1/4	1/8	KQH07-U01	14.29	22.5	18.5	17	4.6
1/4	1/4	KQH07-U02	14.29	20.5	14.5	17	4.6
1/4	3/8	KQH07-U03	17.46	18.5	12.5	17	4.6
5/16	1/8	KQH09-U01	14.29	25.5	21.5	18.5	6
5/16	1/4	KQH09-U02	14.29	21.5	15.5	18.5	6
5/16	3/8	KQH09-U03	17.46	21	15	18.5	6
3/8	1/4	KQH11-U02	17.46	28	22	21	7
3/8	3/8	KQH11-U03	17.46	28	22	21	7
3/8	1/2	KQH11-U04	22.23	22	14	21	7
1/2	1/4	KQH13-U02	22.23	30	24	22	33
1/2	3/8	KQH13-U03	22.23	28.5	22.5	22	30
1/2	1/2	KQH13-U04	22.23	25	17	22	28

PRODUCT
SELECTOR

MALE ELBOW : KQL (KQ2L)

Use to pipe in right angle to female threaded portion. Most general type.



Applicable Tube OD mm	Connection Thread	Model	H	øD1	øD2	L1	L2	A	M	Effective Orifice (mm ²) Nylon
4	1/8	KQL04-U01	10	10.4	10	18	20	21.5	16	4.2
4	1/8	KQL04-U02	14	10.4	10	18	22	21.5	16	4.2
6	1/8	KQL06-U01	10	12.8	10	20	21.5	23.5	17	11.4
6	1/8	KQL06-U02	14	12.8	10	20	23	23.5	17	11.4
6	1/8	KQL06-U03	17	12.8	10	20	24	23.5	17	11.4
8	1/8	KQL08-U01	12	15.2	12	23	22.5	26	18.5	21.6
8	1/8	KQL08-U02	14	15.2	12	23	24.5	26	18.5	21.6
8	1/8	KQL08-U03	17	15.2	12	23	25.5	27	18.5	21.6
10	1/8	KQL10-U01	17	18.5	17	26.5	25	29.5	21	21.6
10	1/8	KQL10-U02	17	18.5	17	26.5	26.5	30	21	35.2
10	1/8	KQL10-U03	17	18.5	17	26.5	27	30.5	21	35.2
10	1/8	KQL10-U04	22	18.5	17	26.5	30	31.5	21	35.2
12	1/8	KQL12-U02	17	20.9	17	28.5	27	31.5	22	50.2
12	1/8	KQL12-U03	17	20.9	17	28.5	28	32.5	22	50.2
12	1/8	KQL12-U04	22	20.9	17	28.5	31	33.5	22	50.2
16	1/8	KQL16-U03	22	26.5	21	33	40.5	33	24	71
16	1/8	KQL16-U04	22	26.5	21	33	40.5	35	24	100

H: Width Across Flats

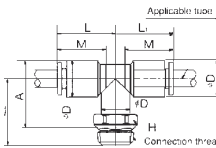
Applicable Tube OD Inch	Connection Thread	Model	H	øD1	øD2	L1	L2	A	M	Minimum Hole Diameter
1/8	1/8	KQL01-U01	11.11	9.6	10	17.5	20	21	15.5	2.5
1/8	1/4	KQL01-U02	14.29	9.6	10	17.5	22	21	15.5	2.5
5/32	1/8	KQL03-U01	11.11	10.4	10	18	20	21.5	16	3
5/32	1/4	KQL03-U02	14.29	10.4	10	18	22.5	21.5	16	3
3/16	1/8	KQL05-U01	11.11	11.4	10	19.5	20.5	22.5	16	3.5
3/16	1/4	KQL05-U02	14.29	11.4	10	19.5	20.5	22.5	16	3.5
1/4	1/8	KQL07-U01	11.11	13.2	10	20.5	21.5	24	17	4.6
1/4	1/4	KQL07-U02	14.29	13.2	10	20.5	23.5	24.5	17	4.6
1/4	3/8	KQL07-U03	17.46	13.2	10	20.5	24.5	25	17	4.6
5/16	1/8	KQL09-U01	14.29	15.2	12	23.5	22.5	26	18.5	6
5/16	1/4	KQL09-U02	14.29	15.2	12	23.5	24.5	26.5	18.5	6
5/16	3/8	KQL09-U03	17.46	15.2	12	23.5	25.5	27	18.5	6
3/8	1/4	KQL11-U02	17.46	17.9	17	25.5	26.5	29.5	21	7
3/8	3/8	KQL11-U03	17.46	17.9	17	25.5	27	30	21	7
3/8	1/2	KQL11-U04	17.46	17.9	17	25.5	30	31	21	7
1/2	1/4	KQL13-U02	17.46	21.7	17	28	28.5	33	22	9
1/2	3/8	KQL13-U04	17.46	21.7	17	28	32.5	33.5	22	9.6
1/2	1/2	KQL13-U04	22.23	21.7	17	28	32	35	22	9.6

H: Width Across Flats

PRODUCT
SELECTOR

BRANCH TEE : KQT (KQ2T)

Use to branch line from female thread of both side 90° direction.



MORE SELECTIONS
SEE NEXT PAGE

Applicable Tube OD mm	Connection Thread	Model	H	øD1	øD2	L1	L2	A	M	Effective Orifice (mm ²) Nylon
4	1/8	KQT04-U01	10	10.4	10	18	20	21.5	16	6.0
4	1/8	KQT04-U02	14	10.4	10	18	22	21.5	16	6.0
6	1/8	KQT06-U01	10	12.8	10	20	21.5	23.5	17	13.9
6	1/8	KQT06-U02	14	12.8	10	20	23	23.5	17	13.9
6	1/8	KQT06-U03	17	12.8	10	20	24	24.5	17	13.9
8	1/8	KQT08-U01	12	15.2	12	23	22.5	26	18.5	26.3
8	1/8	KQT08-U02	14	15.2	12	23	24.5	26	18.5	26.3
8	1/8	KQT08-U03	17	15.2	12	23	25.5	27	18.5	26.3
10	1/8	KQT10-U01	17	18.5	17	26.5	25	29.5	21	40.8
10	1/8	KQT10-U02	17	18.5	17	26.5	26.5	30	21	40.8
10	1/8	KQT10-U03	17	18.5	17	26.5	27	30.5	21	40.8
10	1/8	KQT10-U04	22	18.5	17	26.5	30	31.5	21	40.8
12	1/8	KQT12-U02	17	20.9	17	28.5	27	31.5	22	57.2
12	1/8	KQT12-U03	17	20.9	17	28.5	28	32.5	22	57.2
12	1/8	KQT12-U04	22	20.9	17	28.5	31	33.5	22	57.2
16	1/8	KQT16-U03	22	26.5	21	33	40.5	33	24	71
16	1/8	KQT16-U04	22	26.5	21	33	40.5	35	24	100

H: Width Across Flats

Applicable Tube OD Inch	Connection Thread	Model	H	øD1	øD2	L1	L2	A	M	Minimum Hole Diameter
1/8	1/8	KQT01-U01	11.11	9.6	10	17.5	20	21	15.5	2.5
1/8	1/4	KQT01-U02	14.29	9.6	10	17.5	22	21	15.5	2.5
5/32	1/8	KQT03-U01	11.11	10.4	10	18	20	21.5	16	3
5/32	1/4	KQT03-U02	14.29	10.4	10	18	22.5	21.5	16	3
3/16	1/8	KQT05-U01	11.11	11.4	10	19.5	20.5	22.5	16.5	3.5
3/16	1/4	KQT05-U02	14.29	11.4	10	19.5	20.5	22.5	16.5	3.5
1/4	1/8	KQT07-U01	11.11	13.2	10	20.5	21.5	24	17	4.6
1/4	1/4	KQT07-U02	14.29	13.2	10	20.5	23.5	24.5	17	4.6
1/4	3/8	KQT07-U03	17.46	13.2	10	20.5	24.5	25	17	4.6
5/16	1/8	KQT09-U01	12.7	15.2	12	23.5	22.5	26	18.5	6
5/16	1/4	KQT09-U02	14.29	15.2	12	23.5	24.5	26.5	18.5	6
5/16	3/8	KQT09-U03	17.46	15.2	12	23.5	25.5	27	18.5	6
3/8	1/4	KQT11-U01	17.46	17.9	17	25.5	26.5	29.5	21	7
3/8	3/8	KQT11-U02	17.46	17.9	17	25.5	27	30	21	7
3/8	1/2	KQT11-U03	17.46	17.9	17	25.5	30	31	21	7
1/2	1/4	KQT13-U02	17.46	21.7	17	28	28.5	33	22	9
1/2	3/8	KQT13-U03	17.46	21.7	17	28	32.5	33.5	22	9.6
1/2	1/2	KQT13-U04	22.23	21.7	17	28	32	35	22	9.6

H: Width Across Flats

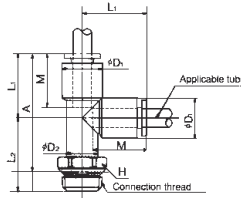


FOR FURTHER TECHNICAL
DETAILS ON THIS
PRODUCT, REQUEST
CATALOG REFERENCE
E505 & N500

PRODUCT SELECTOR

MALE RUN TEE : KQY (KQ2Y)

Use to branch line in the same direction from female thread and in 90° direction.



SERIES KQ: BLACK BODY FITTINGS
AVAILABLE IN CANADA
SERIES KQ2: WHITE BODY FITTINGS
AVAILABLE IN THE USA

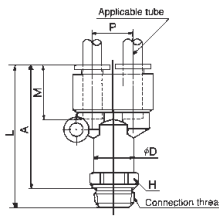
Applicable Tube OD mm	Connection Thread Uni thread	Model	H (Width Across Flats)	øD1	øD2	L1	L2	A	M	Effective Orifice (mm ²) Nylon
4	1/8	KQY04-U01	10	10.4	10	18	20	34	16	6.4
4	1/8	KQY04-U02	14	10.4	10	18	22	34.5	16	6.4
6	1/4	KQY06-U01	10	12.8	10	20	21.5	37.5	17	13.4
6	1/4	KQY06-U02	14	12.8	10	20	23	37	17	13.4
6	1/4	KQY06-U03	17	12.8	10	20	24	38	17	13.4
8	1/4	KQY08-U01	12	15.2	12	23	22.5	41.5	18.5	25.6
8	1/4	KQY08-U02	14	15.2	12	23	24.5	41.5	18.5	25.6
8	1/4	KQY08-U03	17	15.2	12	23	25.5	42.5	18.5	25.6
10	1/2	KQY10-U01	17	18.5	17	26.5	25	46.5	21	40
10	1/2	KQY10-U02	17	18.5	17	26.5	26.5	47.5	21	40
10	1/2	KQY10-U03	17	18.5	17	26.5	27	48	21	40
10	1/2	KQY10-U04	22	18.5	17	26.5	30	49	21	40
12	1/2	KQY12-U02	17	20.9	17	28.5	27	49.5	22	57.4
12	1/2	KQY12-U03	17	20.9	17	28.5	28	50.5	22	57.4
12	1/2	KQY12-U04	22	20.9	17	28.5	31	51.5	22	57.4
16	3/4	KQY16-U03	22	26.5	21	33	40.5	66	24	81
16	3/4	KQY16-U04	22	26.5	21	33	40.5	63	24	113

Applicable Tube OD Inch	Connection Thread Uni thread	Model	H (Width Across Flats)	øD1	øD2	L1	L2	A	M	Minimum Hole Diameter
1/8	1/8	KQY01-U01	11.11	9.6	10	17.5	20	33.5	15.5	2.5
1/8	1/4	KQY01-U02	14.29	9.6	10	17.5	22	33.5	15.5	2.5
5/32	1/8	KQY03-U01	11.11	10.4	10	18	20	34	16	3
5/32	1/4	KQY03-U02	14.29	10.4	10	18	22.5	34.5	16	3
3/16	1/8	KQY05-U01	11.11	11.4	10	19.5	20.5	36	16.5	3.5
3/16	1/4	KQY05-U02	14.29	11.4	10	19.5	23	36.5	16.5	3.5
1/4	1/8	KQY07-U01	11.11	13.2	10	20.5	21.5	38	17	4.6
1/4	1/4	KQY07-U02	14.29	13.2	10	20.5	23.5	37.5	17	4.6
1/4	3/8	KQY07-U03	17.46	13.2	10	20.5	24.5	39	17	4.6
5/16	1/8	KQY09-U01	12.7	15.2	12	23.5	22.5	42	18.5	6
5/16	1/4	KQY09-U02	14.29	15.2	12	23.5	24.5	42	18.5	6
5/16	3/8	KQY09-U03	17.46	15.2	12	23.5	25.5	43	18.5	6
3/8	1/4	KQY11-U02	17.46	17.9	17	25.5	26.5	46	21	7
3/8	3/8	KQY11-U03	17.46	17.9	17	25.5	27	46.5	21	7
3/8	1/2	KQY11-U04	22.23	17.9	17	25.5	30	47.5	21	7
1/2	1/4	KQY13-U02	17.46	21.7	17	28	28.5	50.5	22	9
1/2	3/8	KQY13-U03	17.46	21.7	17	28	28.5	50.5	22	9
1/2	1/2	KQY13-U04	22.23	21.7	17	28	32	52	22	9

PRODUCT SELECTOR

BRANCH "Y" : KQU (KQ2U)

Use to branch line in the same direction from female thread.



Applicable Tube OD mm	Connection Thread Uni Thread	Model	H (Width Across Flats)	øD	L	P	A	M	Effective Orifice (mm ²) Nylon
4	1/8	KQU04-U01	11	10.4	40	10.4	36	16	4.2
4	1/8	KQU04-U02	14	10.4	42	10.4	36	16	4.2
6	1/4	KQU06-U01	13	12.8	43.5	12.8	39.5	17	13.4
6	1/4	KQU06-U02	14	12.8	45	12.8	39	17	13.4
6	1/4	KQU06-U03	17	12.8	46	12.8	40	17	13.4
8	1/4	KQU08-U01	17	15.2	50.5	15.2	46.5	18.5	25.6
8	1/4	KQU08-U02	17	15.2	52	15.2	46	18.5	25.6
8	1/4	KQU08-U03	17	15.2	51.5	15.2	45.5	18.5	25.6
10	1/2	KQU10-U02	19	18.5	57.5	18.5	51.5	21	40
10	1/2	KQU10-U03	19	18.5	57.5	18.5	51.5	21	40
10	1/2	KQU10-U04	22	18.5	59	18.5	51	21	40
12	1/2	KQU12-U02	22	20.9	61	20.9	55	22	57.4
12	1/2	KQU12-U03	22	20.9	61	20.9	55	22	57.4
12	1/2	KQU12-U04	22	20.9	62.5	20.9	54.5	22	57.4

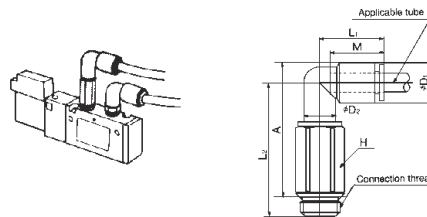
Applicable Tube OD Inch	Connection Thread Uni Thread	Model	H (Width Across Flats)	øD	L	P	A	M	Minimum Hole Diameter
1/8	1/8	KQU01-U01	12.7	9.6	38.5	9.6	34.5	15.5	2.5
1/8	1/4	KQU01-U02	14.29	9.6	40.5	9.6	34.5	15.5	2.5
5/32	1/8	KQU03-U01	12.7	10.4	40	10.4	36	16	3
5/32	1/4	KQU03-U02	14.29	10.4	42	10.4	36	16	3
3/16	1/8	KQU05-U01	12.7	11.4	42	11.4	38	16.5	3.5
3/16	1/4	KQU05-U02	14.29	11.4	44.5	11.4	39	16.5	3.5
1/4	1/8	KQU07-U01	14.29	13.2	44.5	13.2	40.5	17	4.6
1/4	1/4	KQU07-U02	14.29	13.2	46	13.2	40	17	4.6
1/4	3/8	KQU07-U03	17.46	13.2	46.5	13.2	40.5	17	4.6
5/16	1/8	KQU09-U03	17.46	15.2	50.5	15.2	46.5	18.5	6
5/16	1/4	KQU09-U04	17.46	15.2	52	15.2	46	18.5	6
5/16	3/8	KQU09-U02	17.46	15.2	51.5	15.2	45.5	18.5	6
3/8	1/4	KQU11-U02	19.05	17.9	56.5	17.9	50.5	21	7
3/8	3/8	KQU11-U03	19.05	17.9	56.5	17.9	50.5	21	7
3/8	1/2	KQU11-U04	22.23	17.9	59	17.9	51	21	7
1/2	1/4	KQU13-U02	22.23	21.7	61	21.7	55	22	9.6
1/2	3/8	KQU13-U03	22.23	21.7	61	21.7	55	22	9.6
1/2	1/2	KQU13-U04	22.23	21.7	62.7	21.7	54.7	22	9.6

PRODUCT SELECTOR

EXTENDED MALE ELBOW : KQW (KQ2W)

Basically use in the same way as elbow union.

Point of difference is that it is used to prevent interference of joints for stereoping.



Applicable Tube OD mm	Connection Thread Uni Thread	Model	H (Width Across Flats)	øD1	øD2	L1	L2	A	M	Effective Orifice (mm ²) Nylon
4	1/8	KQW04-U01	10	10.4	10	18	34.5	35.5	16	4
4	1/8	KQW04-U02	14	10.4	10	18	37	38.5	16	4
6	1/4	KQW06-U01	10	12.8	10	20	38.5	41	17	10.9
6	1/4	KQW06-U02	14	12.8	10	20	40.5	41	17	10.9
6	1/4	KQW06-U03	17	12.8	10	20	41.5	42	17	10.9
8	1/4	KQW08-U01	12	15.2	12	23	43.5	47.5	18	20.5
8	1/4	KQW08-U02	14	15.2	12	23	45.5	47	18	20.5
8	1/4	KQW08-U03	17	15.2	12	23	46.5	48	18	20.5
10	1/2	KQW10-U02	17	18.5	17	26.5	52.5	56	21	33.5
10	1/2	KQW10-U03	17	18.5	17	26.5	52.5	56	21	33.5
10	1/2	KQW10-U04	22	18.5	17	26.5	54.5	56	21	33.5
12	1/2	KQW12-U02	17	20.9	17	28.5	54	58.5	22	47.7
12	1/2	KQW12-U03	17	20.9	17	28.5	54	58.5	22	47.7
12	1/2	KQW12-U04	22	20.9	17	28.5	56	58.5	22	47.7

Applicable Tube OD Inch	Connection Thread Uni Thread	Model	H (Width Across Flats)	øD1	øD2	L1	L2	A	M	Minimum Hole Diameter
1/8	1/8	KQW01-U01	11.11	9.6	10	17.5	35	35.5	15.5	2.5
1/8	1/4	KQW01-U02	14.29	9.6	10	17.5	36	35	15.5	2.5
5/32	1/8	KQW03-U01	11.11	10.4	10	18	35.5	36.5	16	3
5/32	1/4	KQW03-U02	14.29	10.4	10	18	41.5	41	16	3
3/16	1/8	KQW05-U01	11.11	11.4	10	19.5	36	37.5	16.5	3.5
3/16	1/4	KQW05-U02	14.29	11.4	10	19.5	40	40	16.5	3.5
1/4	1/8	KQW07-U01	11.11	13.2	10	20.5	39	41.5	17	4.6
1/4	1/4	KQW07-U02	14.29	13.2	10	20.5	41	41.5	17	4.6
1/4	3/8	KQW07-U03	17.46	13.2	10	20.5	42	42.5	17	4.6
5/16	1/8	KQW09-U01	12.7	15.2	12	23.5	40	43.5	18.5	6
5/16	1/4	KQW09-U02	14.29	15.2	12	23.5	45	47	18.5	6
5/16	3/8	KQW09-U03	17.46	15.2	12	23.5	45.5	47	18.5	6
3/8	1/4	KQW11-U02	17.46	17.9	17	25.5	51	54	21	7
3/8	3/8	KQW11-U03	17.46	17.9	17	25.5	51.5	54.5	21	7
3/8	1/2	KQW11-U04	22.23	17.9	17	25.5	55.5	56.5	21	7
1/2	1/4	KQW13-U02	17.46	21.7	17	28	53	58	22	9
1/2	3/8	KQW13-U03	17.46	21.7	17	28	53.5	58.5	22	9
1/2	1/2	KQW13-U04	22.23	21.7	17	28	57.5	60.5	22	9

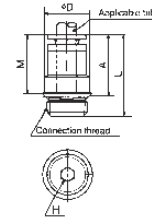
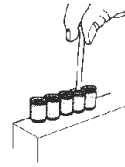
SEE INSIDE FRONT COVER FOR
DETAILS OF YOUR LOCAL SALES OFFICE



FOR FURTHER TECHNICAL
DETAILS ON THIS
PRODUCT, REQUEST
CATALOG REFERENCE
E505 & N500

PRODUCT
SELECTOR

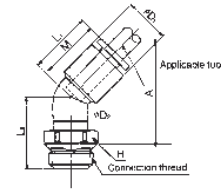
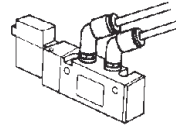
HEXAGON SOCKET HEAD MALE CONNECTOR : KQS (KQ2S)
Male connector for narrow space to tighten hexagon socket head in body by hexagon wrench.



Applicable Tube OD mm	Connection Thread Uni Thread	Model	H (Width Across Flats)	ϕD	L	A	M	Effective Orifice (mm ²)	Nylon
4	1/8	KQS04-U01	3	10	23	18	16	4.1/3.6	
6	1/8	KQS06-U01	4	11.8	24	19	17	10/9.9	
6	1/8	KQS06-U02	4	13.5	25	18.5	17	10.7/10	
8	1/8	KQS08-U01	5	14	29	22	18.5	17.2/16.2	
8	1/8	KQS08-U02	6	14	28	21.5	18.5	23.3/16.2	
8	1/8	KQS08-U03	6	17	26.5	20	18.5	23.3/16.2	
10	1/8	KQS10-U01	5	17	31.5	24.5	21	17.2/10	
10	1/8	KQS10-U02	8	17	28.5	22	21	39/26.6	
10	1/8	KQS10-U03	8	17	26.5	20	21	39/26.6	
10	1/8	KQS10-U04	8	21	27	19	21	39/26.6	
12	1/8	KQS12-U02	8	19	35	25.5	22	46/44.5	
12	1/8	KQS12-U03	9	19	28	19	22	60/44.5	
12	1/8	KQS12-U04	9	21	27	19	22	60/44.5	

PRODUCT
SELECTOR

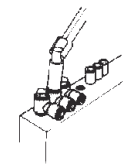
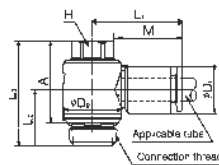
45° MALE ELBOW : KQK (KQ2K)
Use to tubing toward 45° from the thread part. Intermediate type between the male connector and the male elbow.



Applicable Tube OD mm	Connection Thread Uni Thread	Model	H (Width Across Flats)	$\phi D1$	$\phi D2$	L1	L2	A	M	Effective Orifice (mm ²)	Nylon
4	1/8	KQK04-U01	10	10.4	10	17	18.5	30	16	3.4	
4	1/8	KQK04-U02	14	10.4	10	17	20.5	30.5	16	3.4	
6	1/8	KQK06-U01	10	12.8	10	18	18.5	31	17	8.7	
6	1/8	KQK06-U02	14	12.8	10	18	20.5	31	17	8.7	
6	1/8	KQK06-U03	17	12.8	10	18	21.5	32	17	8.7	
8	1/8	KQK08-U01	12	15.2	12	20.5	20	35	18.5	19.7	
8	1/8	KQK08-U02	14	15.2	12	20.5	22	35	18.5	19.7	
8	1/8	KQK08-U03	17	15.2	12	20.5	23	36	18.5	19.7	
10	1/8	KQK10-U01	17	18.5	17	24	22	38	21	30.9	
10	1/8	KQK10-U02	17	18.5	17	24	23.5	40.5	21	30.9	
10	1/8	KQK10-U03	17	18.5	17	24	24	41	21	30.9	
10	1/8	KQK10-U04	22	18.5	17	24	27	42	21	30.9	
12	1/8	KQK12-U02	17	20.9	17	25	24	42	22	44.5	
12	1/8	KQK12-U03	17	20.9	17	25	24.5	42.5	22	44.5	
12	1/8	KQK12-U04	22	20.9	17	25	27.5	43.5	22	44.5	

PRODUCT
SELECTOR

UNIVERSAL MALE ELBOW : KQV (KQ2V)
Elbow union for a narrow space to clamp the hexagon head of body with box wrench.



Applicable Tube OD mm	Connection Thread Uni Thread	Model	H (Width Across Flats)	$\phi D1$	$\phi D2$	L1	L2	L3	A	M	Effective Orifice (mm ²)	Nylon
4	1/8	KQV04-U01	8	10.4	13.4	22	13.5	25.5	21.5	16	2.9	
6	1/8	KQV06-U01	8	12.8	13.4	24	13.5	25.5	21.5	17	7.5	
6	1/8	KQV06-U02	10	12.8	15.4	23.5	15.5	28	22	17	7.5	
8	1/8	KQV08-U01	12	15.2	17.6	28.5	14.5	27.5	23.5	18.5	11.2	
8	1/8	KQV08-U02	12	15.2	17.6	28.5	16.5	29.5	23.5	18.5	11.2	
8	1/8	KQV08-U03	14	15.2	20.6	27.5	18.5	34	28	18.5	14.3	
10	1/8	KQV10-U02	14	18.5	20.6	31	18.5	34	28	21	27	
10	1/8	KQV10-U03	14	18.5	20.6	31	18.5	34	28	21	27	
12	1/8	KQV12-U03	17	20.9	25.2	34	20	36.5	30.5	22	39	
12	1/8	KQV12-U04	17	20.9	25.2	34	22.5	39.5	31.5	22	39	

SERIES KQ: BLACK BODY FITTINGS
AVAILABLE IN CANADA
SERIES KQ2: WHITE BODY FITTINGS
AVAILABLE IN THE USA



FOR FURTHER TECHNICAL
DETAILS ON THIS
PRODUCT, REQUEST
CATALOG REFERENCE
E501, E505 & N500